



ELECTRICAL AND DATA CABLE INSTALLATION

for

Washington Metropolitan Area Transit Authority

Contract Number FQ17021

VOLUME 3

**Drawings Part 2a
AFC Mezzanine Plans
Orange and Blue Lines**

November 13, 2016

Final Submission

WASHINGTON METROPOLITAN AREA TRANSIT AUTHORITY

VOLUME 3

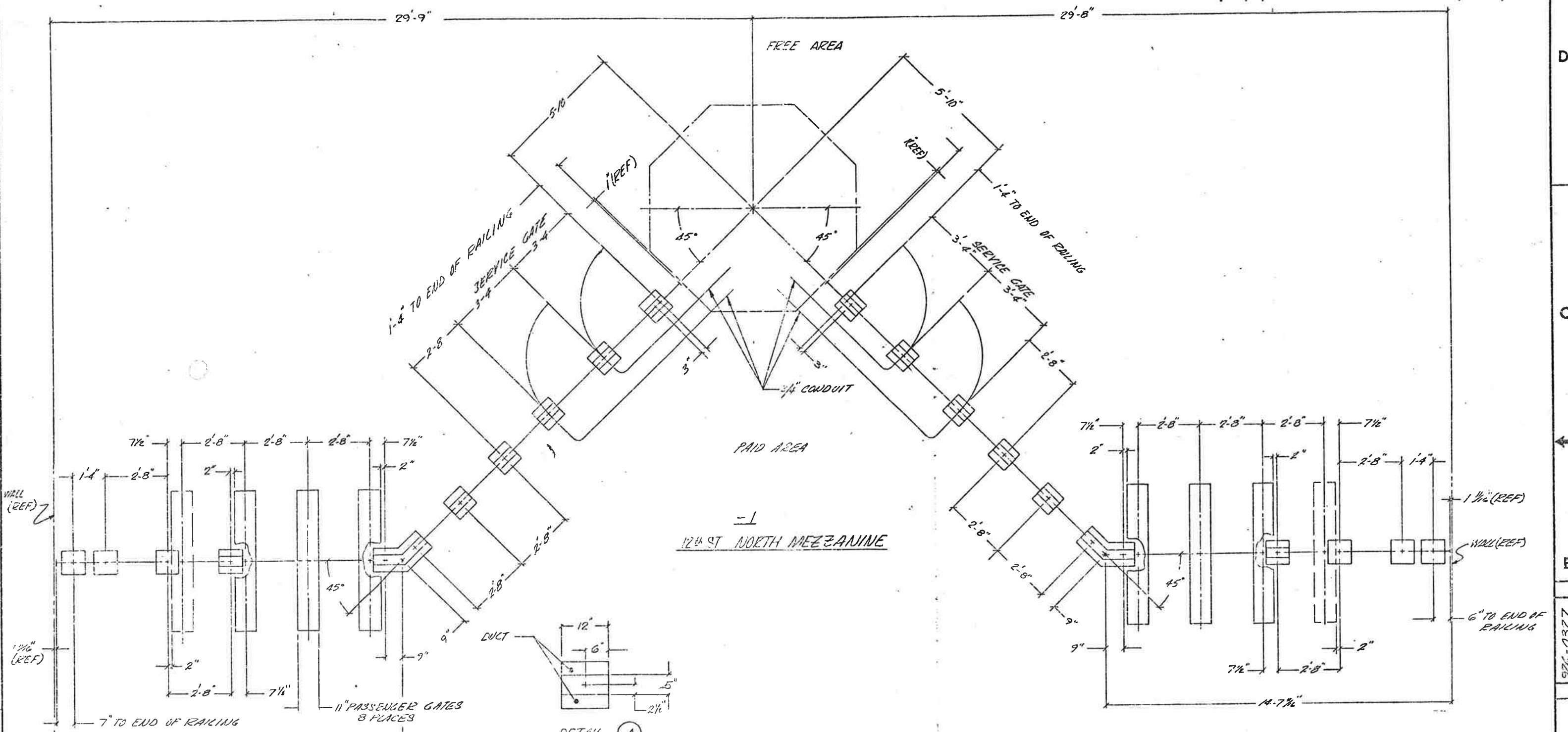
PAGE NO.

**DRAWINGS PART 2A
AFC MEZZANINE PLANS
ORANGE & BLUE LINES
TABLE OF CONTENTS**

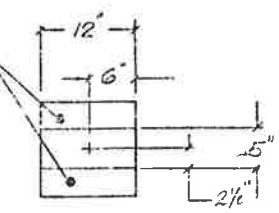
1	MP_C01_METRO CENTER (NORTH MEZZANINE)_MZ035	3
2	MP_C01_METRO CENTER (SOUTH MEZZANINE)_MZ052	5
3	MP_C02_MCPHERSON SQUARE (EAST MEZZANINE)_MZ036	7
4	MP_C02_MCPHERSON SQUARE (WEST MEZZANINE)_MZ037	9
5	MP_C03_FARRAGUT WEST (EAST MEZZANINE)_MZ038	11
6	MP_C04_FOGGY BOTTOM-GWU_MZ040	13
7	MP_C05_ROSSLYN_MZ041	15
8	MP_C05_ROSSLYN (PLATFORM)_MZ041M	
9	MP_C05_ROSSLYN (SIDE/NEW ENTRANCE)_MZ113	
10	MP_C06_ARLINGTON CEMETERY_MZ042	17
11	MP_C06_ARLINGTON CEMETERY (PLATFORM)_MZ042M	
12	MP_D01_FEDERAL TRIANGLE_MZ053	19
13	MP_D02_SMITHSONIAN (NORTH MEZZANINE)_MZ054	21
14	MP_D02_SMITHSONIAN (SOUTH MEZZANINE)_MZ055	23
15	MP_D02_SMITHSONIAN (EASTBOUND PLATFORM)_MZ055M	
16	MP_D03_L'ENFANT PLAZA (WEST MEZZANINE)_MZ056	25
17	MP_D03_L'ENFANT PLAZA (EAST MEZZANINE)_MZ057	27
18	MP_D04_FEDERAL CENTER SW_MZ058	29
19	MP_D05_CAPITOL SOUTH_MZ059	31
20	MP_D06_EASTERN MARKET_MZ060	33
21	MP_D07_POTOMAC AVENUE_MZ061	34
22	MP_D08_STADIUM-ARMORY (SOUTH MEZZANINE)_MZ062	36
23	MP_D08_STADIUM-ARMORY (NORTH MEZZANINE)_MZ063	38
24	MP_D09_MINNESOTA AVENUE_MZ064	40
25	MP_D10_DEANWOOD_MZ065	43
26	MP_D11_CHEVERLY_MZ066	46
27	MP_D12_LANDOVER_MZ067	48
28	MP_D13_NEW CARROLLTON_MZ068	50
29	MP_G01_BENNING ROAD_MZ090	52
30	MP_G02_CAPITOL HEIGHTS_MZ091	54
31	MP_G03_ADDISON ROAD_MZ092	56
32	MP_G04_MORGAN BOULEVARD_MZ110	
33	MP_G05_LARGO TOWN CENTER_MZ111	
34	MP_J02_VAN DORN STREET_MZ094	58
35	MP_J03_FRANCONIA-SPRINGFIELD_MZ095	
36	MP_K01_COURT HOUSE_MZ096	59
37	MP_K02_CLARENDON_MZ097	61
38	MP_K03_VIRGINIA SQUARE_MZ098	64
39	MP_K05_EAST FALLS CHURCH_MZ100	66
40	MP_K06_WEST FALLS CHURCH_MZ101	67
41	MP_K07_DUNN LORING_MZ102	68
42	MP_K08_VIENNA_MZ103	70

NOTES: UNLESS OTHERWISE SPECIFIED

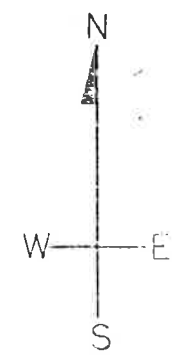
ZONE/LTR		REVISIONS	DESCRIPTION	DATE	AP/D
A		AS BUILT		5-11-77	



-1
12th ST NORTH MEZZANINE



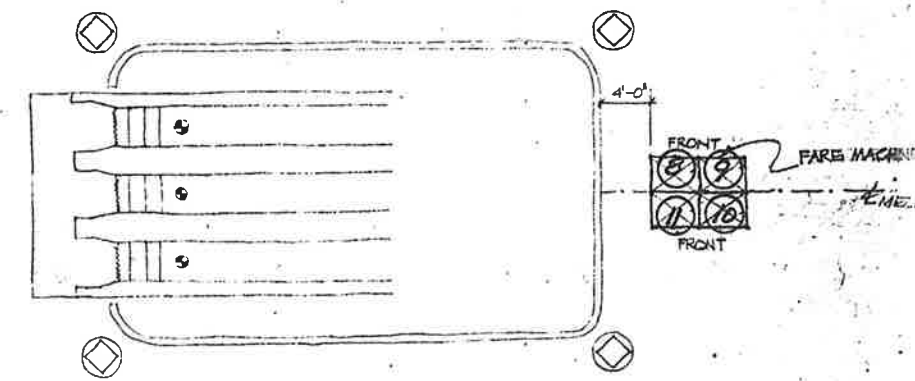
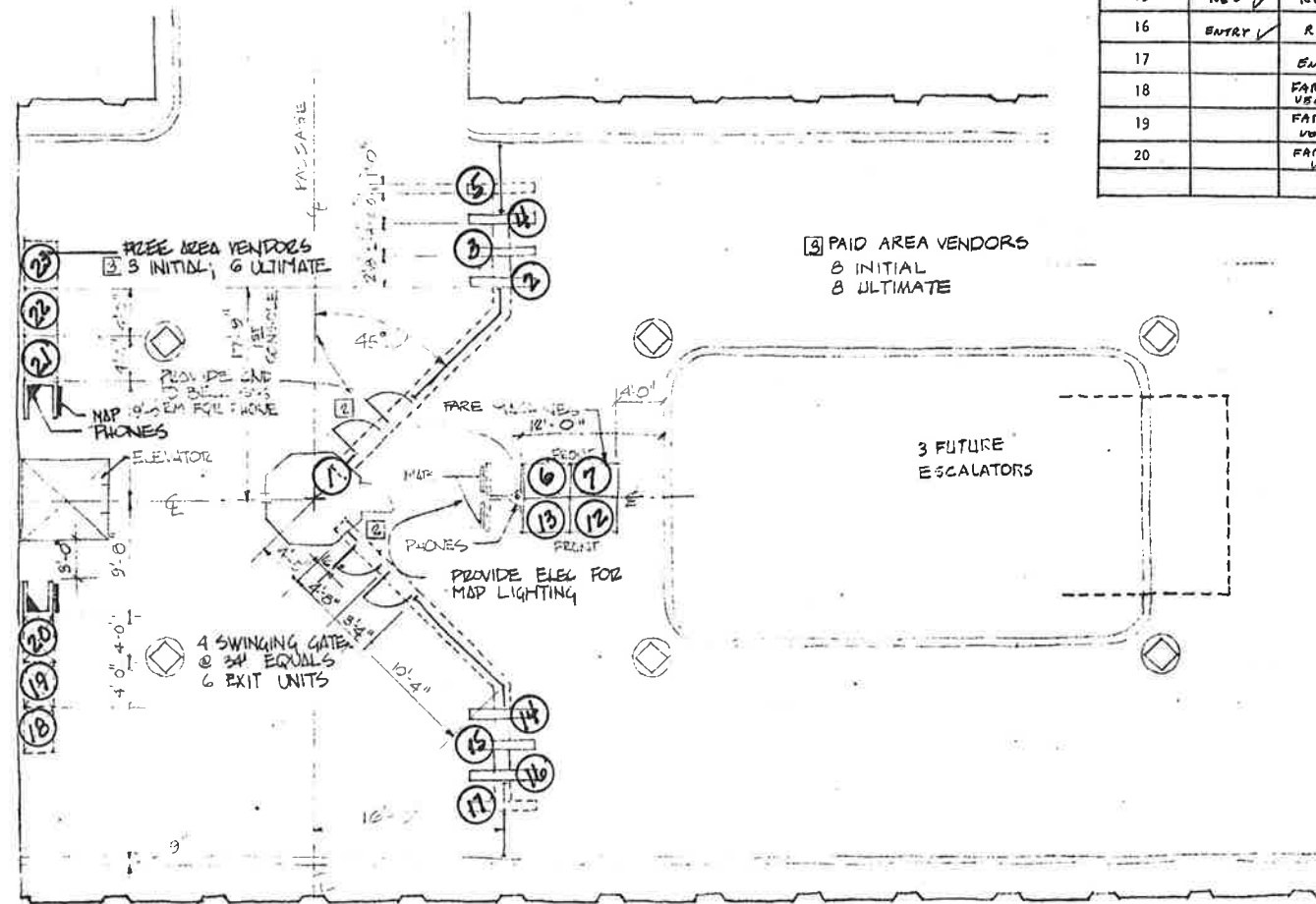
DETAIL A
22 PLACES
SCALE 1=1/2\"/>



WASHINGTON METROPOLITAN
AREA TRANSIT AUTHORITY

UNLESS OTHERWISE SPECIFIED LINEAR DIMENSIONS ARE IN INCHES TOL ON DECIMALS ANGLES .XX ± .03 .XXX ± .010 ± 20°	CONTRACT NUMBER 22007A	 A subsidiary of Cubic Corporation 650 KEARNY MESA ROAD • POST OFFICE BOX 30787 • SAN DIEGO, CA 92138		
	UNLESS OTHERWISE SPECIFIED HOLE TOLERANCES ARE: HOLE DIA TOLERANCES .0135 THRU .125 +.001 - .001 .126 THRU .250 +.005 - .001 .251 THRU .500 +.008 - .001 .501 THRU .750 +.008 - .001 .751 THRU 1.000 +.010 - .001		DESIGN ACTIVITY APPROVAL APPROVED	SIZE CODE IDENT NO D 94987
SCALE 1/2" = 1'-0"		SHEET 1 OF 2		

POSITION NUMBER	EQUIPMENT IDENTIFICATION			POSITION NUMBER	EQUIPMENT IDENTIFICATION		
	INITIAL	ULTIMATE	MIN. OPNL.		INITIAL	ULTIMATE	MIN. OPNL.
1	DADS	DADS	DADS	21	FAUCIA VENDOR	FAUCIA VENDOR	
2	END A	END A		22	FAUCIA VENDOR	FAUCIA VENDOR	
3	REV	REV		23	FAUCIA VENDOR	FAUCIA VENDOR	
4	EXIT	REV		24			
5		EXIT		25			
6	ADDFAV	ADDFAV		26			
7	TRANSFER VENDOR	TRANSFER VENDOR		27			
8	TRANSFER VALIDATOR	TRANSFER VALIDATOR		28			
9	TRANSFER VALIDATOR	TRANSFER VALIDATOR		29			
10	TRANSFER VALIDATOR	TRANSFER VALIDATOR		30			
11	TRANSFER VALIDATOR	TRANSFER VALIDATOR		31			
12	TRANSFER VENDOR	TRANSFER VENDOR		32			
13	ADDFAV	ADDFAV		33			
14	END B	END B		34			
15	REV	REV		35			
16	ENTRY	REV		36			
17		ENTRY		37			
18		FAUCIA VENDOR		38			
19		FAUCIA VENDOR		39			
20		FAUCIA VENDOR		40			
				41			



METRO CENTER, NORTH

SK647

12TH STREET LINE
NORTH MEZZANINE

DESIGNED	DATE	REFERENCE DRAWINGS		REVISIONS		
		NUMBER	DESCRIPTION	DATE	BY	DESCRIPTION
HWA	2-20-73					
JJK	2-20-73			10-17-73	JJK	ADD PHONES, DIM. REV. FARE GATES 1
				10-24-74	JJK	REVISED SERVICE GATE LOCATION 2
				11-1-74	JJK	REV. A.P. EQUIP. QUANTITIES 3

WASHINGTON METROPOLITAN AREA TRANSIT AUTHORITY

WMATA

APPROVED _____ DIRECTOR OF ARCHITECTURE

APPROVED _____ CHIEF OF ENGINEERING AND OPERATIONS

DE LEUW, CATHER & COMPANY
GENERAL ENGINEERING CONSULTANT

HARRY WEESE & ASSOCIATES
GENERAL ARCHITECTURAL CONSULTANT

APPROVED *Stan Altman* 2/27/73

A1 METRO CENTER
FARE MACHINES, PHONES & MAPS

SCALE 1/8" = 1'-0"

DRAWING NO. SK-647

6 7 6

REVISIONS		
DESCRIPTION	DATE	APVD
AS BUILT DRAWING REVISION A	7-13-77	CB

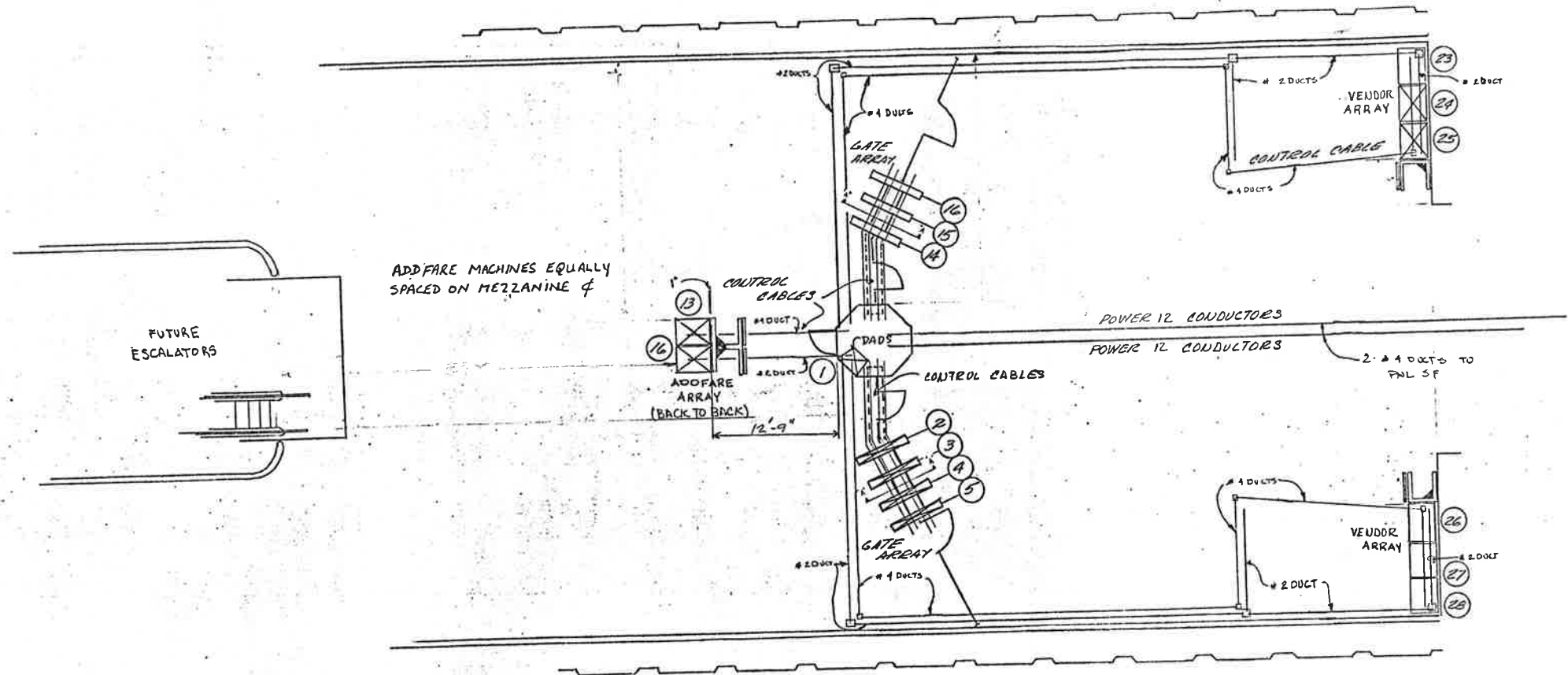
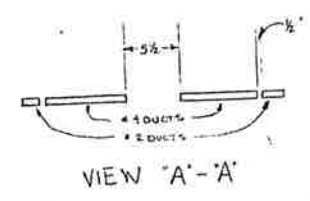
NOTES:
 ALL INFORMATION CONCERNING DUCTS AND CONDUITS IS BASED ON INFORMATION SUPPLIED TO CUBIC WESTERN BY WIMATA.

TOTAL MACHINE INVENTORY IS DEPICTED ON THIS DRAWING.

THE MINIMUM OPERATIONAL MACHINE INVENTORY IS REFERENCED ON THIS DRAWING BY THE X DRAWN THRU THE MACHINE.

FOR AS BUILT CONDITIONS SEE SHEET 2.

FOR REFERENCE DRAWINGS USED SEE SUPPORT DOCUMENTATION PACKAGE FOR THIS MEZZANINE.



- 2 INSTALLATION PLAN
(AS BUILT CONDITION)

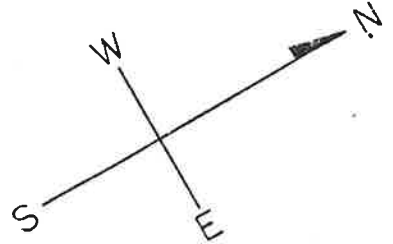
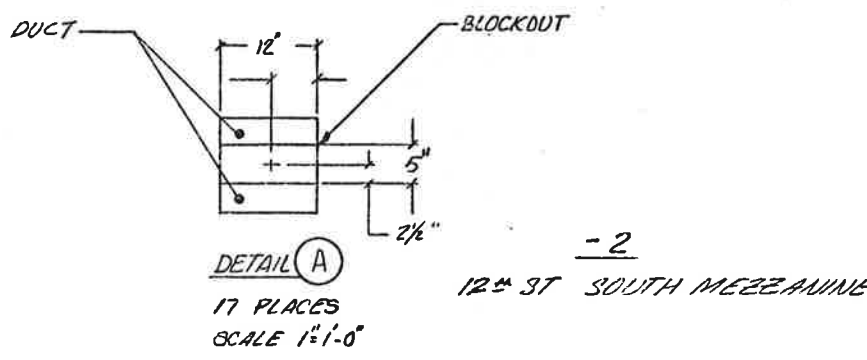
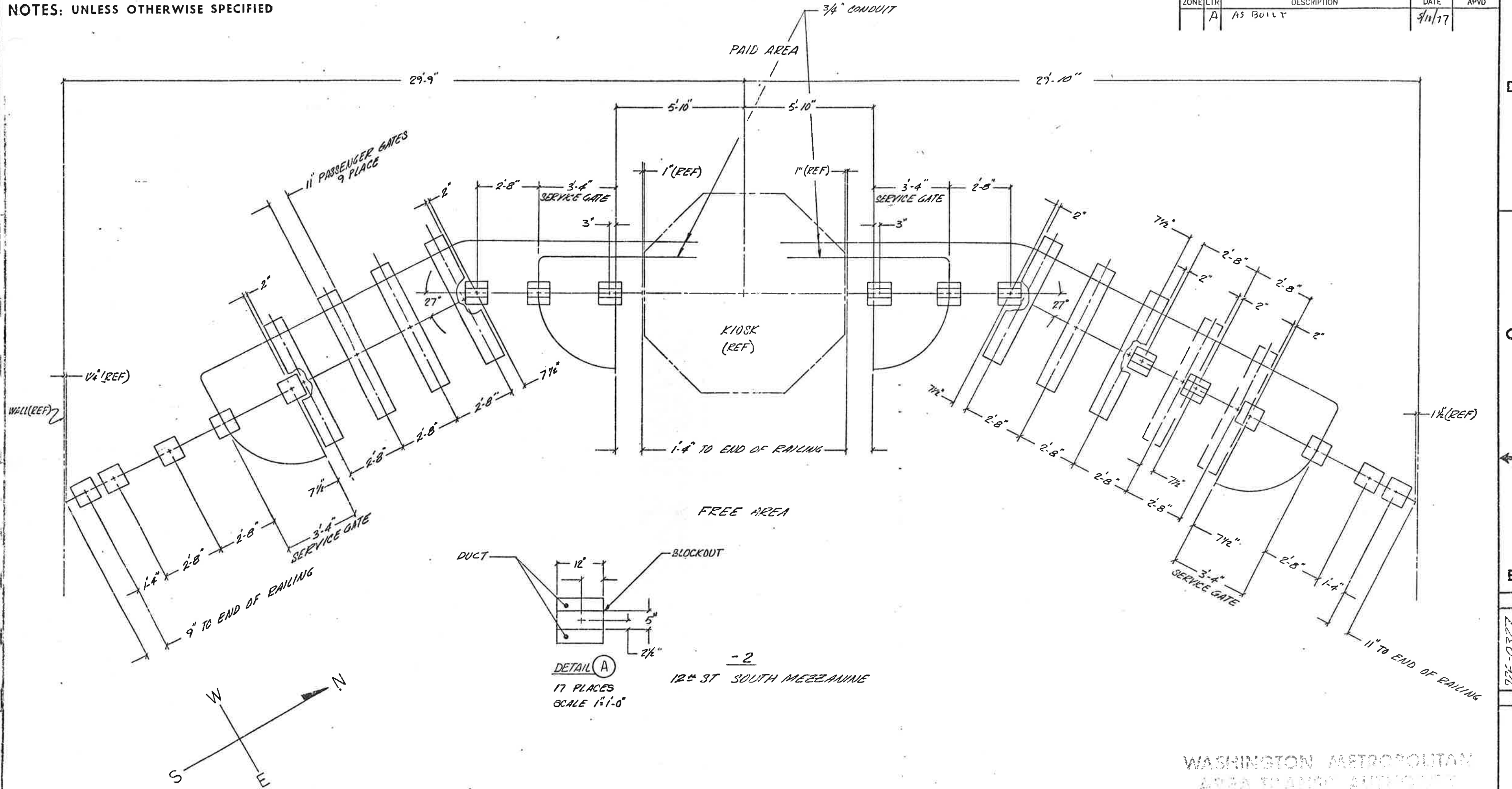
WASHINGTON METROPOLITAN
 AREA TRANSIT AUTHORITY

CONTRACT NUMBER 22007A		 <small>A subsidiary of Cubic Corporation 5650 KEARNY MESA ROAD • POST OFFICE BOX 80781 • SAN DIEGO, CA 92138</small>	
REL _____ ENGRG _____ DESIGN _____ CHECK _____ DRAWN _____		METRO CENTER STATION SOUTH MEZZANINE AFC MACHINES	
DESIGN ACTIVITY APPROVAL	SIZE D	DRAWING NUMBER 926-0388	REV (5) 2
APPROVED <i>Wylie P. Powell</i> 7-20-76	SCALE 1/4" = 1'-0"	SHEET 2 OF 2	

6 7 6 5 4 3

NOTES: UNLESS OTHERWISE SPECIFIED

ZONE/LTR		REVISIONS	DATE	APVD
A		AS BUILT	9/11/17	



WASHINGTON METROPOLITAN
AREA TRANSIT AUTHORITY

UNLESS OTHERWISE SPECIFIED LINEAR DIMENSIONS ARE IN INCHES TOL ON DECIMALS ANGLES .XX ± .03 .XXX ± .010 ± 30'		CONTRACT NUMBER 22007A		CUBIC WESTERN DATA A subsidiary of Cubic Corporation 5650 KEARNY MESA ROAD • P.O. BOX 30187 • SAN DIEGO, CA 92138	
UNLESS OTHERWISE SPECIFIED HOLE TOLERANCES ARE:		DESIGN ACTIVITY APPROVAL		METRO CENTER STATION / SERVICE GATE & RAILING / 12th ST SOUTH MEZZAINE	
HOLE DIA	TOLERANCES	SIZE	CODE IDENT NO	DRAWING NUMBER	REV
.0135 THRU .125	+ .004 - .001	D	94987	926-0327	052
.126 THRU .250	+ .005 - .001	APPROVED		SCALE 1/4"=1'-0"	SHEET 2 OF 3
.256 THRU .500	+ .006 - .001				
.501 THRU .750	+ .009 - .001				
.751 THRU 1.000	+ .010 - .001				

D
C
B
A
926-0327

NOTES:

1. ALL INFORMATION CONCERNING DUCTS AND CONDUITS IS BASED ON INFORMATION SUPPLIED TO CUBIC WESTERN DATA BY WMATA.

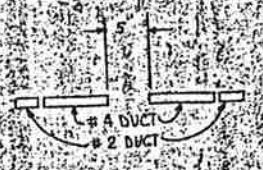

2. TOTAL MACHINE INVENTORY IS IN THIS DRAWING.

3. THE MINIMUM OPERATIONAL MACHINE INVENTORY IS REFERENCED ON THIS DRAWING BY THE 'X' DRAWN THRU THE MACHINES.

4. FOR AS-BUILT CONDITIONS SEE SHEET 2.

5. FOR REFERENCE DRAWINGS SEE SUPPORT DOCUMENTATION PACKAGE FOR THIS MEZZANINE.

ADDFARE MACHINES
EQUALLY SPACED ON
MEZZANINE



2. INSTALLATION PLAN

CP-27007A-110-3-0

M WASHINGTON METROPOLITAN
AREA TRANSIT AUTHORITY

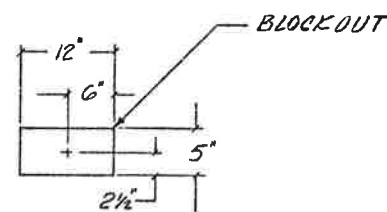
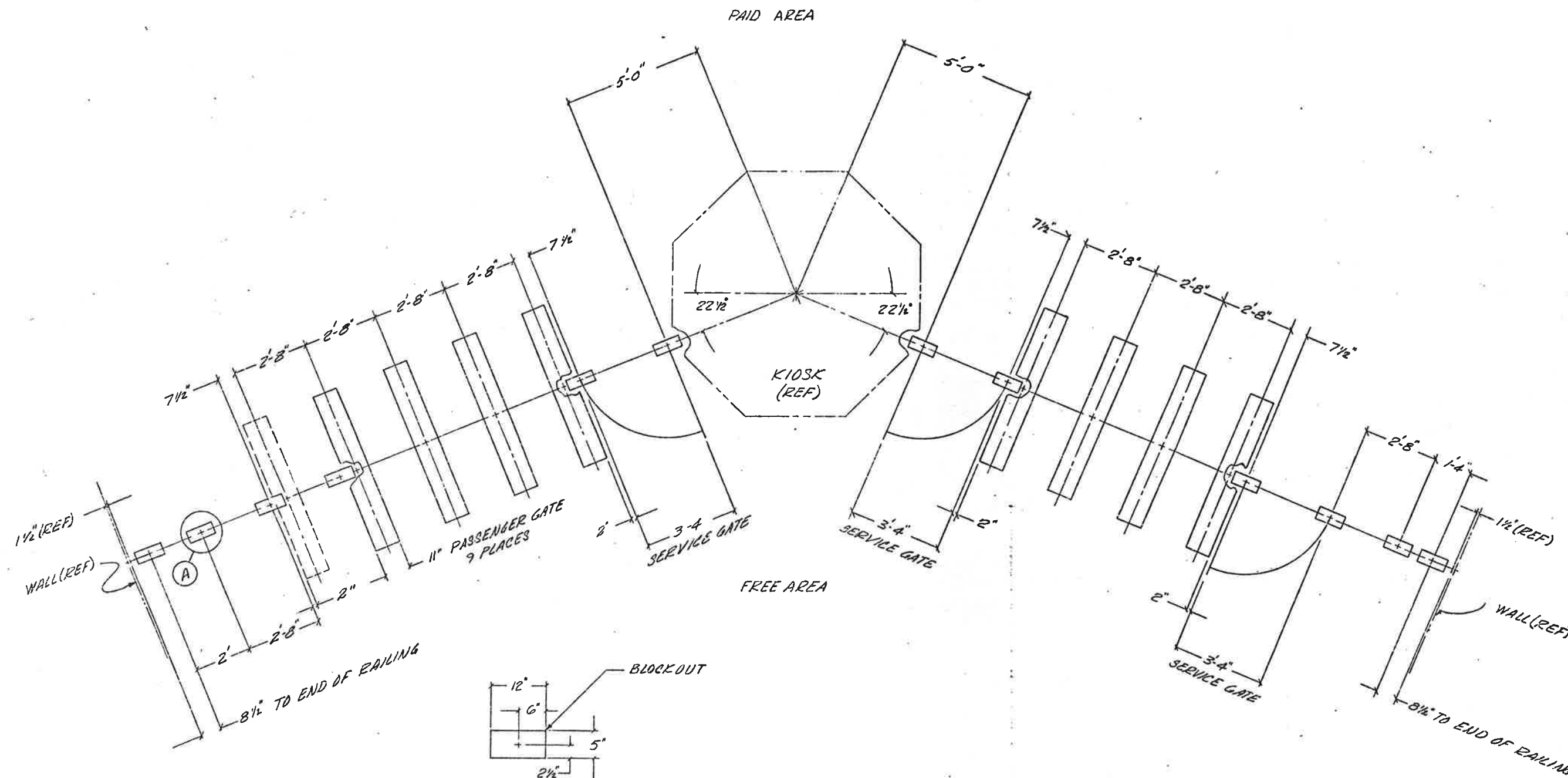
APPROVED AS CORRECTED
(RESUBMITTAL REQUIRED)
Approval Does Not Relieve the Contractor
of the Responsibility for the Accuracy of
His Documents or for Full Compliance
with the Contract Requirements.

BY: *Patrick's House*
DATE: 12-16-76

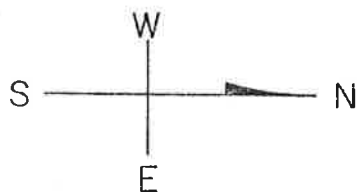
CONTRACT NUMBER		CUBIC WESTERN DATA	
PROJECT		McPHERSON SQUARE STATION	
DESCRIPTION		EAST MEZZANINE	
DRAWING TITLE		AFC MACHINES	
DESIGNED BY	APPROVAL	SIZE	976-0350
DRAWN BY	DATE	SCALE	SHEET 2

NOTES: UNLESS OTHERWISE SPECIFIED

ZONE		REVISIONS		DATE	APVD
LTR		DESCRIPTION			



DETAIL (A)
 12 PLACES
 SCALE 1"=1'-0"



-2

EAST MEZZANINE

WASHINGTON METROPOLITAN
 AREA TRANSIT AUTHORITY

UNLESS OTHERWISE SPECIFIED LINEAR DIMENSIONS ARE IN INCHES DECIMALS .XX ± .03 .XXX ± .010		SPECIFIED LINEAR DIMENSIONS ARE IN INCHES TOL ON ANGLES ± 30'		CONTRACT NUMBER 22007A		CUBIC-WESTERN DATA SAN DIEGO, CALIFORNIA	
UNLESS OTHERWISE SPECIFIED HOLE TOLERANCES ARE:		TOLERANCES		REL MAINT STD ENGRG DESIGN CHECK DRAWN		M ^o PHERSON SQUARE STATION SERVICE GATE & RAILING EAST MEZZANINE	
HOLE DIA				DESIGN ACTIVITY APPROVAL <i>S. G. ...</i> 12-4-75		DRAWING NUMBER 926-0312	
.0135 THRU .125			+0.04 -0.01	APPROVED		REV	
.126 THRU .250			+0.05 -0.01	SCALE 1/2"=1'-0"		SHEET 2 OF 2	
.256 THRU .500			+0.06 -0.01	3K-985			
.501 THRU .750			+0.08 -0.01				
.751 THRU 1.000			+0.10 -0.01				

D

C

926-0312


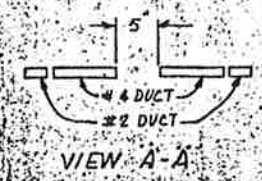
A

36

NOTES:

1. ALL INFORMATION CONCERNING DUCTS AND CONDUITS IS BASED ON INFORMATION SUPPLIED TO CUBIC WESTERN DATA BY WMATA.
2. TOTAL MACHINE INVENTORY IS DEPICTED ON THIS DRAWING.
3. THE MINIMUM OPERATIONAL MACHINE INVENTORY IS REFERENCED ON THIS DRAWING BY THE "X" DRAWN THRU SITE MACHINE.
4. FOR AS BUILT CONDITIONS SEE SHEET 2.
5. FOR REFERENCE DRAWINGS SEE SUPPORT DOCUMENTATION PACKAGE FOR THIS MEZZANINE.



REVISIONS		
DESCRIPTION	DATE	APVD



-1- INSTALLATION PLAN

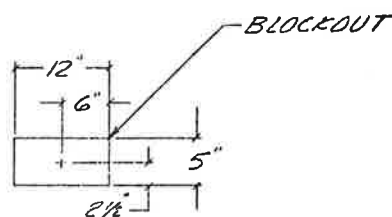
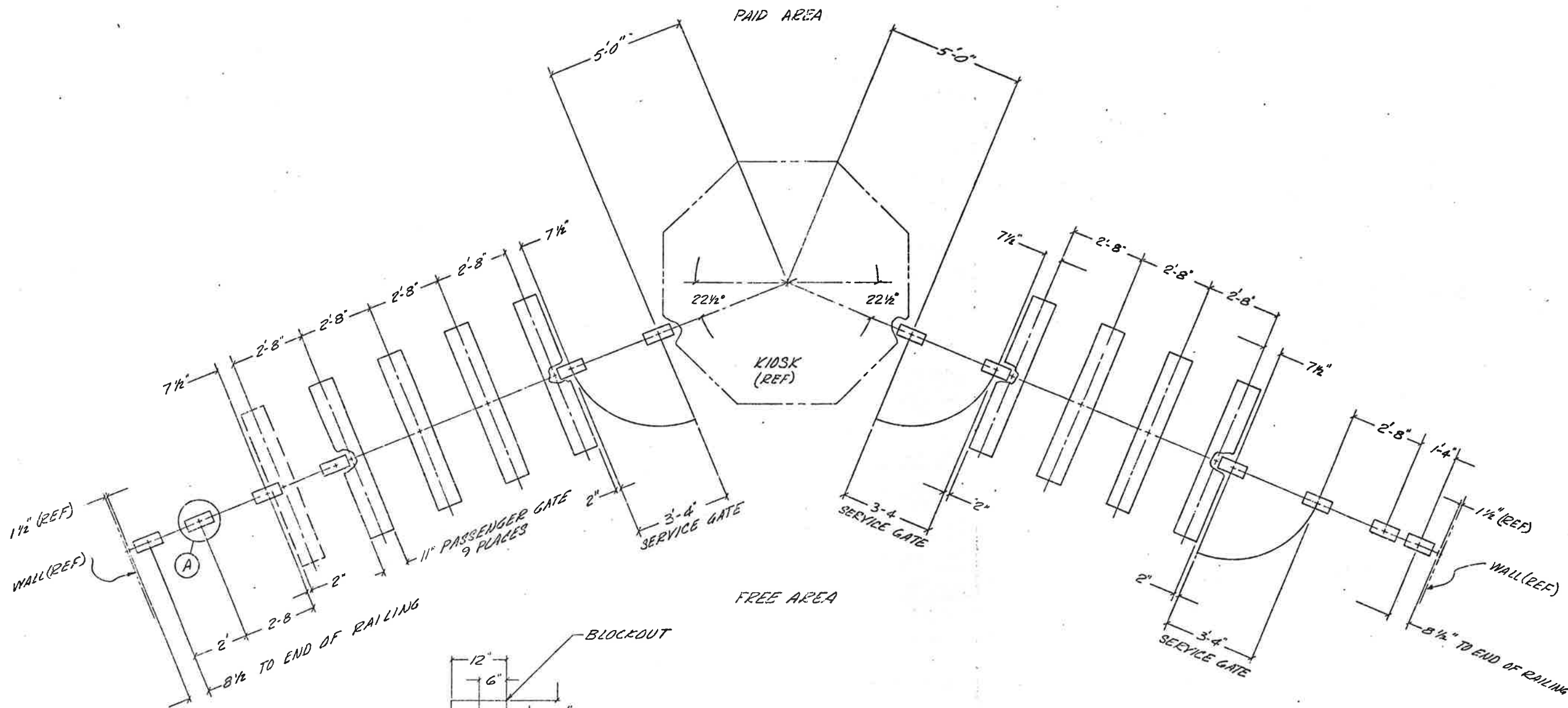
SP-22007A-110-4-0

 WASHINGTON METROPOLITAN AREA TRANSIT AUTHORITY
 APPROVED AS CORRECTED
 (RESUBMITTAL REQUIRED)
 Approval Does Not Relieve the Contractor of the Responsibility for the Accuracy of this Document or for Full Compliance with the Contract Requirements.
 BY: *Patrick S. Burns*
 For Contracting Officer
 DATE: 12-16-76

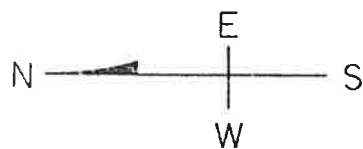
 CUBIC WESTERN DATA 12000 15th St. N.W. Washington, D.C. 20004	
McPHERSON SQUARE STATION WEST MEZZANINE AFC MACHINES	
DESIGN ACTIVITY APPROVAL  APPROVED	DRAWING NUMBER 926-0380 (37) SHEET 1 OF 1

NOTES: UNLESS OTHERWISE SPECIFIED

ZONE/LTR		REVISIONS	
		DESCRIPTION	DATE
A		APPROVED TRANSMITTAL # 15	2/5/76



DETAIL A
12 PLACES
SCALE 1" = 1'-0"



- 1
WEST MEZZANINE

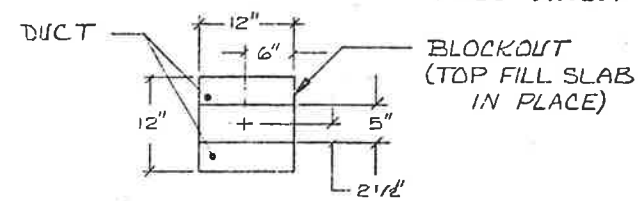
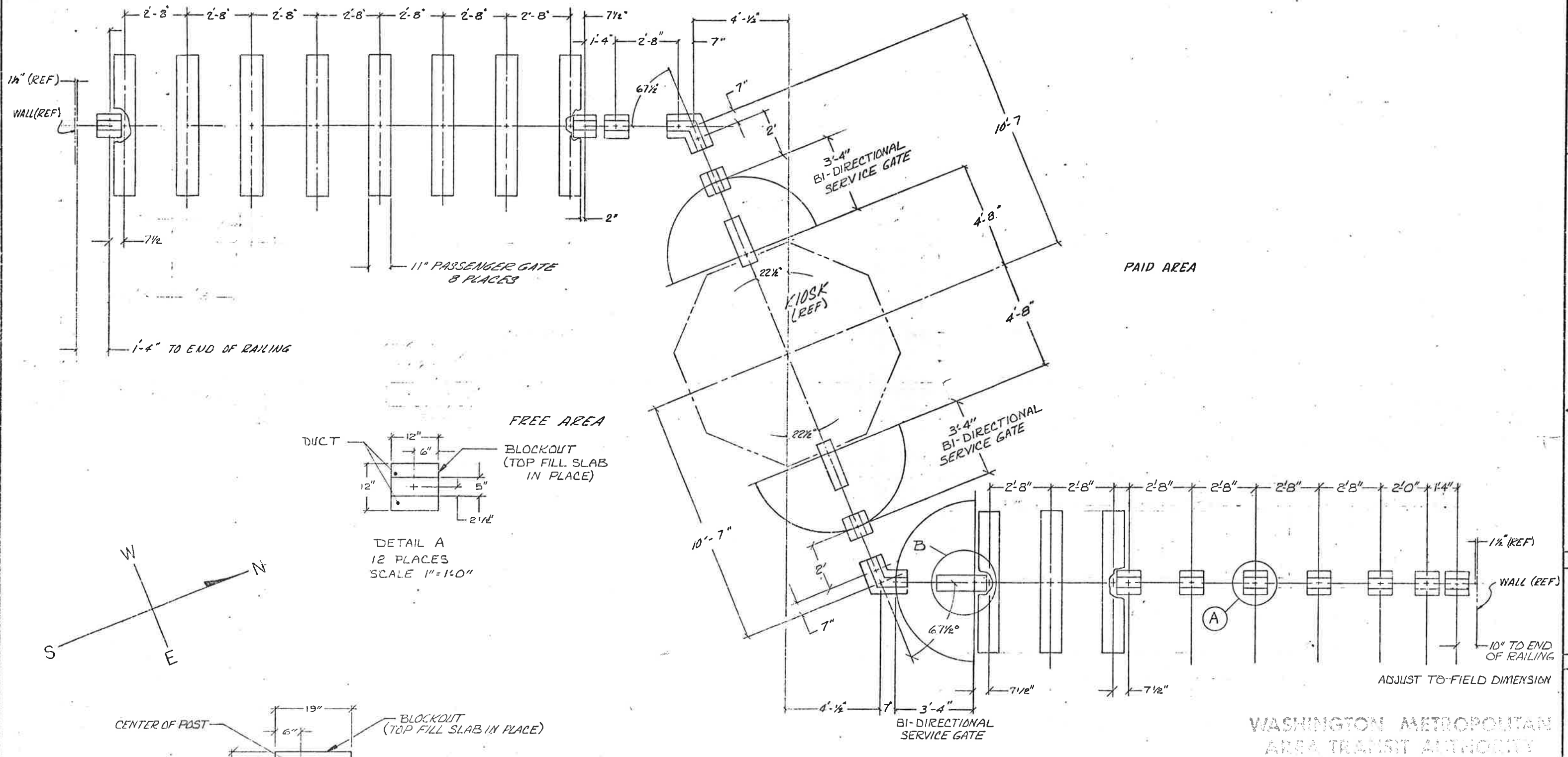
WASHINGTON METROPOLITAN
AREA TRANSIT AUTHORITY

UNLESS OTHERWISE SPECIFIED LINEAR DIMENSIONS ARE IN INCHES TOL. ON DECIMALS .XX ± .03 .XXX ± .010		CONTRACT NUMBER 22007A		CUBIC-WESTERN DATA SAN DIEGO, CALIFORNIA	
UNLESS OTHERWISE SPECIFIED HOLE TOLERANCES ARE:		REL. MAINT.		MCPHERSON SQUARE STATION	
HOLE DIA.	TOLERANCES	DESIGN	CHECK	DATE	REV
.0135 THRU .125	+0.04 - .001				
.126 THRU .250	+0.05 - .001				
.251 THRU .500	+0.06 - .001				
.501 THRU .750	+0.08 - .001				
.751 THRU 1.000	+0.10 - .001				
		DESIGN ACTIVITY APPROVAL Y. G. Ames 10-4-75		SIZE D 94987	DRAWING NUMBER 926-0312
		APPROVED		SCALE 1/4" = 1'-0"	SHEET 1 OF 2

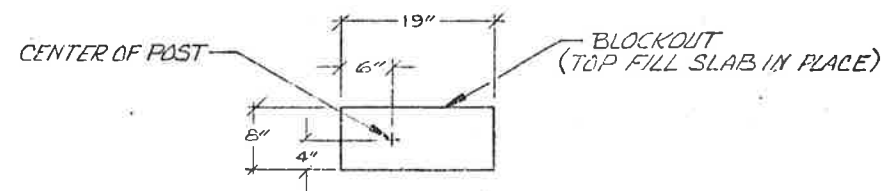
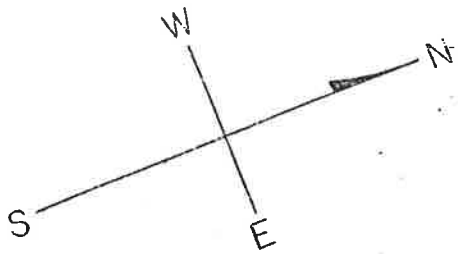
D
C
B
A
926-0312

NOTES: UNLESS OTHERWISE SPECIFIED

REVISIONS			
ZONE	LTR	DESCRIPTION	DATE



DETAIL A
12 PLACES
SCALE 1" = 1'-0"



DETAIL B
3 PLACES
SCALE 1" = 1'-0"

EAST MEZZANINE

UNLESS OTHERWISE SPECIFIED LINEAR DIMENSIONS ARE IN INCHES TOL ON DECIMALS .XX ± .03 .XXX ± .010		CONTRACT NUMBER 22007A		CUBIC-WESTERN DATA SAN DIEGO, CALIFORNIA	
UNLESS OTHERWISE SPECIFIED HOLE TOLERANCES ARE:		REL MAINT STD ENGRG DESIGN CHECK DRAWN		FARRAGUT WEST STATION SERVICE GATE & RAILING EAST MEZZANINE	
HOLE DIA	TOLERANCES	DESIGN ACTIVITY APPROVAL	SIZE	DRAWING NUMBER	REV
.0135 THRU .125	+ .004 - .001	<i>[Signature]</i> 19-4-72	D	94987	B
.125 THRU .250	+ .005 - .001		926-0310		
.250 THRU .500	+ .006 - .001				
.501 THRU .750	+ .008 - .001				
751 THRU 1.000	+ .010 - .001	APPROVED	SCALE 1/4" = 1'-0"		SHEET 2 OF 2

926-0310

39

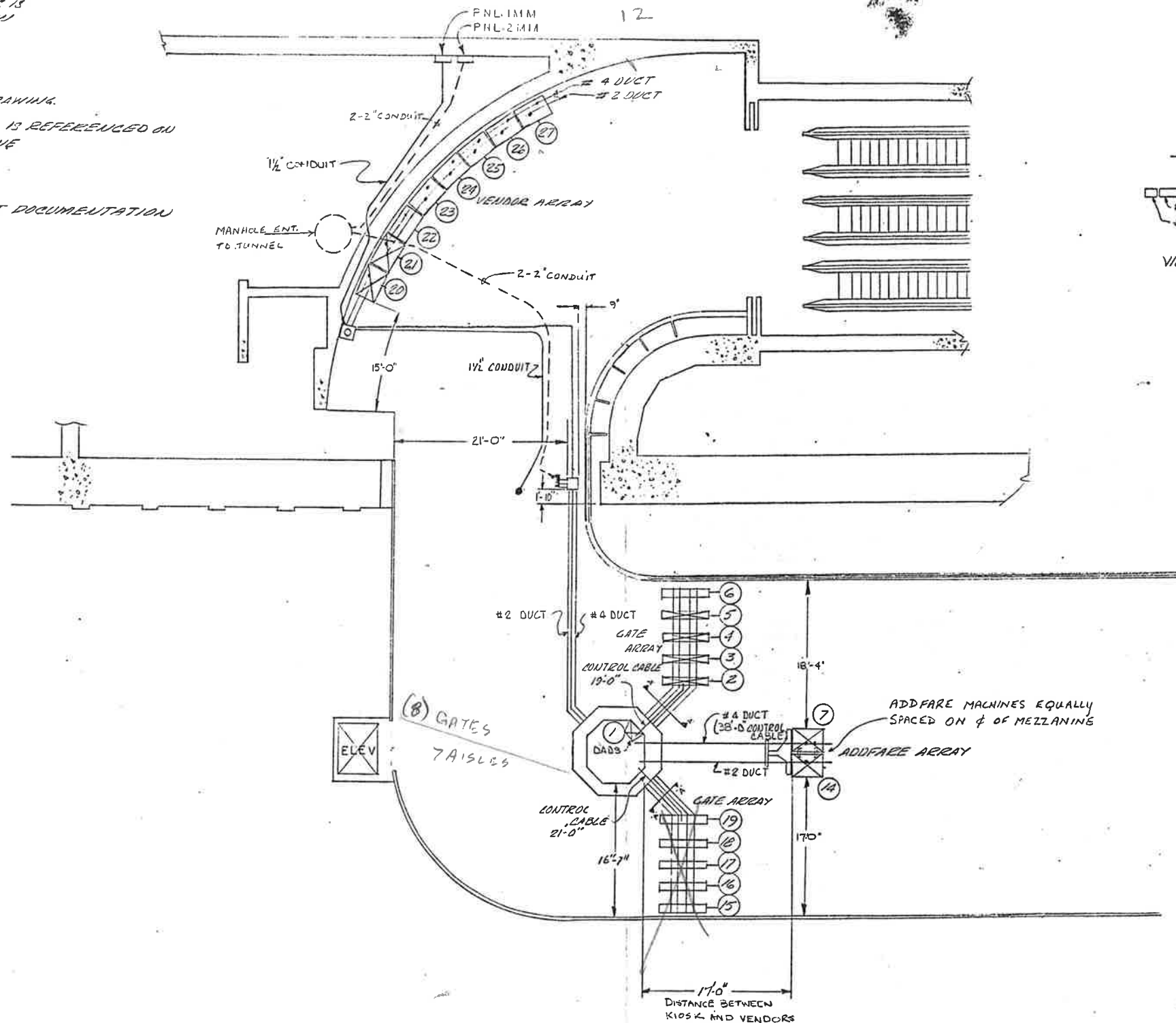
1. INFORMATION CONCERNING DUCTS AND CONDUITS IS BASED ON INFORMATION SUPPLIED TO CUBIC WESTERN DATA BY SUIATA/DEBTEL.

2. TOTAL MACHINE INVENTORY IS DEPICTED ON THIS DRAWING.

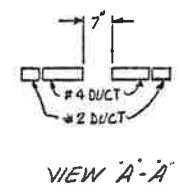
3. THE MINIMUM OPERATIONAL MACHINE INVENTORY IS REFERENCED ON THIS DRAWING BY THE X DRAWN THRU THE MACHINE.

4. FOR AS BUILT CONDITIONS SEE SHEET 2.

5. FOR REFERENCE DRAWINGS USED SEE SUPPORT DOCUMENTATION PACKAGE FOR THIS MEZZANINE.



REVISIONS		
DESCRIPTION	DATE	APVD
AS BUILT DRAWING REVISION-A	7-13-77	CB



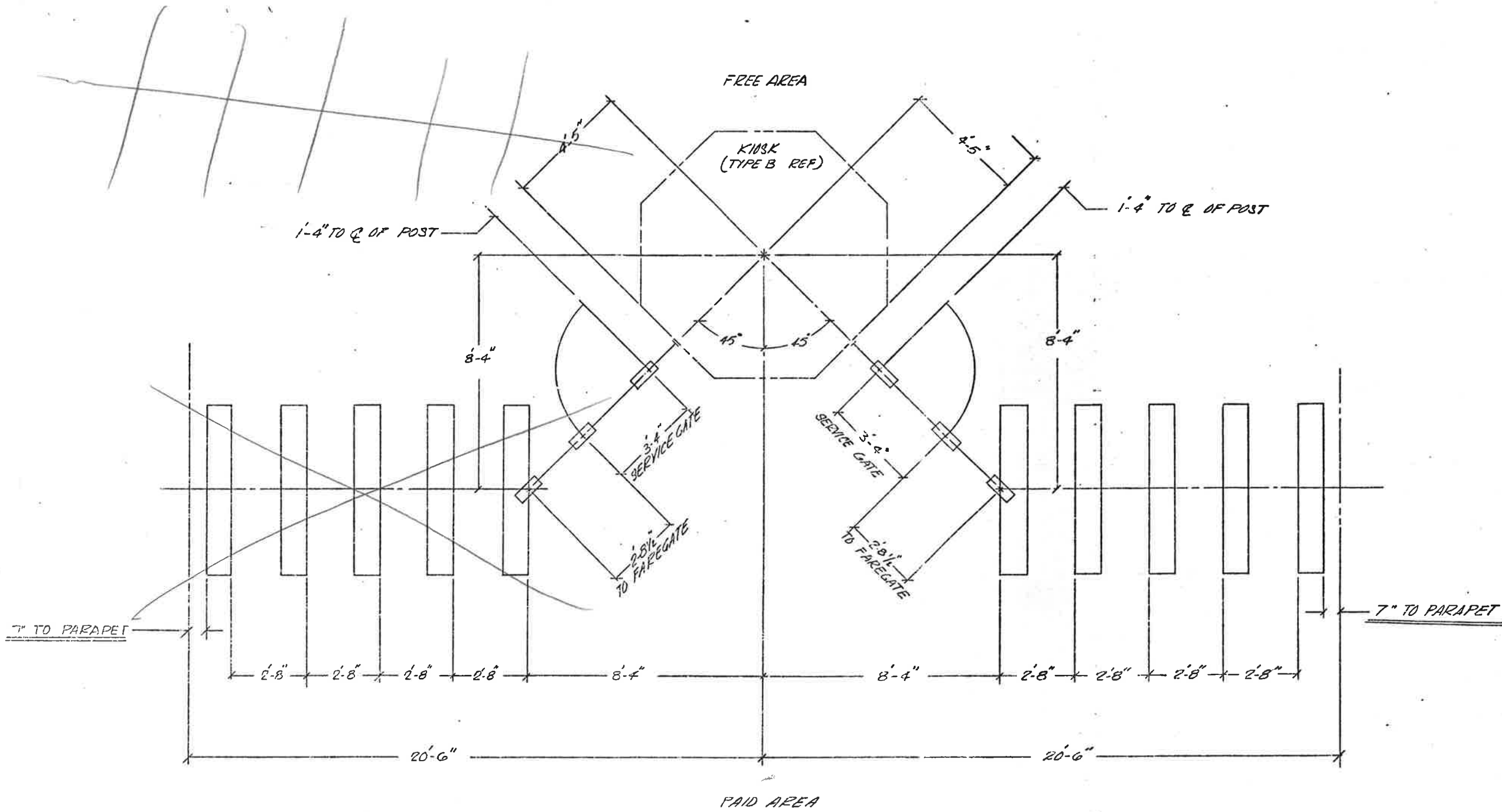
-1 INSTALLATION PLAN
(AS BUILT CONDITION)

WASHINGTON METROPOLITAN
AREA TRANSIT AUTHORITY

CONTRACT NUMBER 2 = 007A		CUBIC WESTERN DATA A subsidiary of Cubic Corporation 580 KEARNEY MESA ROAD • POST OFFICE BOX 80787 • SAN DIEGO, CA 92138	
REL		FOGGY BOTTOM STATION	
ENGRG		AFC MACHINES	
DESIGN		DRAWING NUMBER 926-0378	
CHECK		REV 40	
DRAWN		SCALE 1/8" = 1'	
DESIGN ACTIVITY APPROVAL APPROVED		SHEET 1 OF 1	

NOTES: UNLESS OTHERWISE SPECIFIED

REVISIONS				
ZONE	LTR	DESCRIPTION	DATE	APVD



THESE ARE AS BUILT DIMENSIONS PER WMATA 1-28-76 DWG NO. GP-22007A-106-1-1

UNLESS OTHERWISE SPECIFIED LINEAR DIMENSIONS ARE IN INCHES TOL ON DECIMALS ANGLES .XX ± .03 .XXX ± .010 ± 30° UNLESS OTHERWISE SPECIFIED HOLE TOLERANCES ARE: <table border="1"> <thead> <tr> <th>HOLE DIA</th> <th>TOLERANCES</th> </tr> </thead> <tbody> <tr> <td>.0135 THRU .125</td> <td>+004 -001</td> </tr> <tr> <td>.126 THRU .250</td> <td>+005 -001</td> </tr> <tr> <td>.256 THRU .500</td> <td>+006 -001</td> </tr> <tr> <td>.501 THRU .750</td> <td>+008 -001</td> </tr> <tr> <td>.751 THRU 1.000</td> <td>+010 -001</td> </tr> </tbody> </table>	HOLE DIA	TOLERANCES	.0135 THRU .125	+004 -001	.126 THRU .250	+005 -001	.256 THRU .500	+006 -001	.501 THRU .750	+008 -001	.751 THRU 1.000	+010 -001	CONTRACT NUMBER CUBIC WESTERN DATA <small>A Subsidiary of Cubic Corporation 5650 NEARBY MESA ROAD • POST OFFICE BOX 80787 • SAN DIEGO, CA 92138</small>		
	HOLE DIA	TOLERANCES													
.0135 THRU .125	+004 -001														
.126 THRU .250	+005 -001														
.256 THRU .500	+006 -001														
.501 THRU .750	+008 -001														
.751 THRU 1.000	+010 -001														
<table border="1"> <tr><td>REL</td><td></td></tr> <tr><td>MAINT</td><td></td></tr> <tr><td>STD</td><td></td></tr> <tr><td>ENGRG</td><td></td></tr> <tr><td>INSPECTION</td><td></td></tr> <tr><td>CHECK</td><td></td></tr> <tr><td>DRAWN</td><td></td></tr> </table>	REL		MAINT		STD		ENGRG		INSPECTION		CHECK		DRAWN		FOGGY BOTTOM STATION DESIGN ACTIVITY APPROVAL APPROVED SIZE CODE IDENT NO. DRAWING NUMBER REV D 94987 926-0311 1 SCALE SHEET 2 OF 2
REL															
MAINT															
STD															
ENGRG															
INSPECTION															
CHECK															
DRAWN															

D

C

B

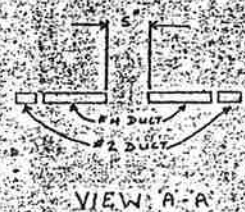
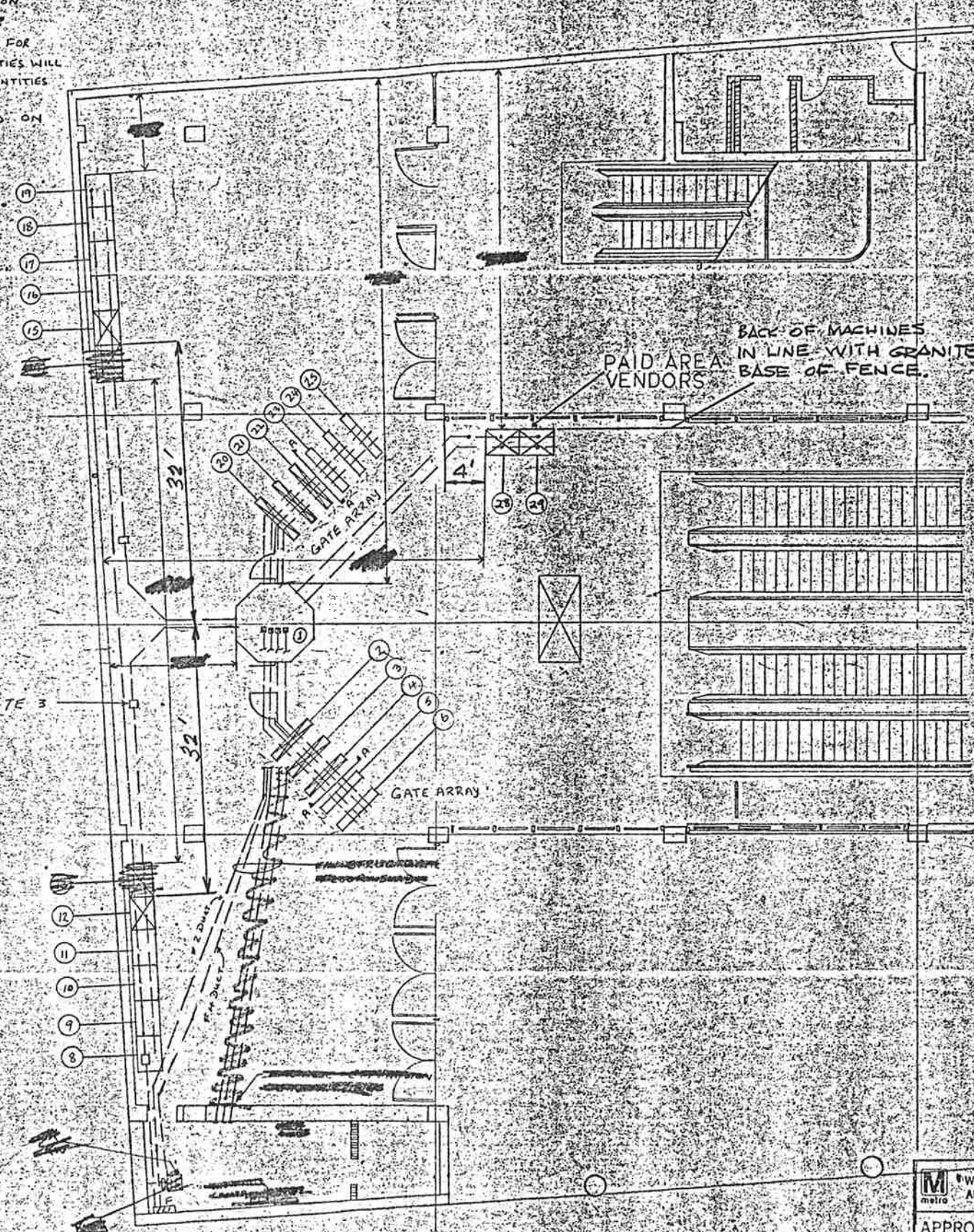
A

926-0311

40

NOTE

- ① ALL INFORMATION CONCERNING DUCTS AND CONDUITS IS BASED ON INFORMATION SUPPLIED TO CUBIC WESTERN DATA BY WMATA
- ② INITIAL MACHINE INVENTORY IS DEPICTED ON THIS DWG. PEDESTALS FOR VENDORS AND BASEPLATES FOR FARE GATES. FOR INITIAL QUANTITIES WILL BE INSTALLED DURING SITE PREPARATION FOR MIN OPERATION QUANTITIES. INITIAL QUANTITIES WERE GIVEN TO CWD ON 5M 158
- ③ THE MINIMUM OPERATIONAL MACHINE INVENTORY IS REFERENCED ON THIS DRAWING BY THE X DRAWN THRU THE MACHINE
- ④ FOR AS-BUILT CONTINUATION SEE DRAWING # 2 INST PLAN
- ⑤ FOR REFERENCE DRAWINGS SEE SUPPORT DOCUMENT PACKAGE FOR THIS MEZZANINE



WASHINGTON METROPOLITAN AREA TRANSIT AUTHORITY

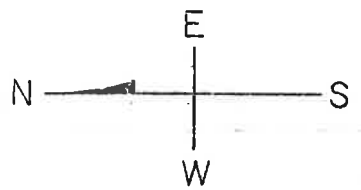
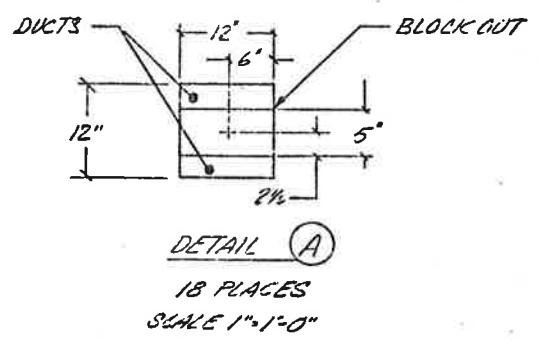
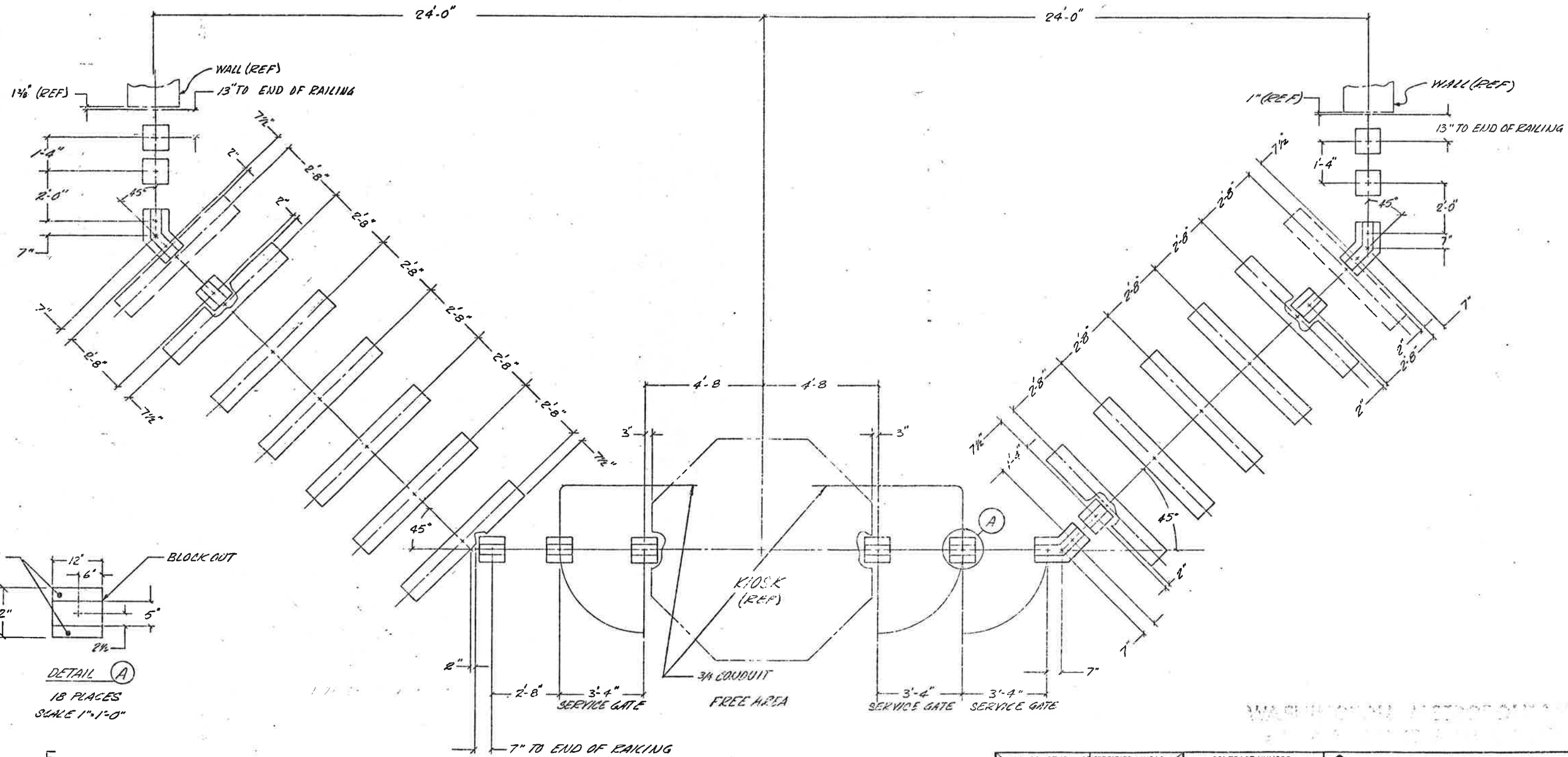
M WASHINGTON METROPOLITAN AREA TRANSIT AUTHORITY
 APPROVED AS CORRECTED (RESUBMITTAL REQUIRED)
 Approval Does Not Relieve the Contractor of the Responsibility for the Accuracy of this Document or for Full Compliance with the Contract Requirements.
 BY: *Patrick Spaine*
 For Contracting Officer
 DATE: 2-25-77

CONTRACT NUMBER 27007A		CUBIC WESTER 1000 LANTANA ROAD LOS ANGELES, CALIF. 90024	
REL		HUNTINGTON BL ROSSLYN ST	
ENGR		AFC MACHINES	
DESIGN		41	
CHECK		DRAWN <i>W.D. Paul</i>	
DESIGN ACTIVITY APPROVAL	SIZE	DRAWING 926-	

926-1110

NOTES: UNLESS OTHERWISE SPECIFIED

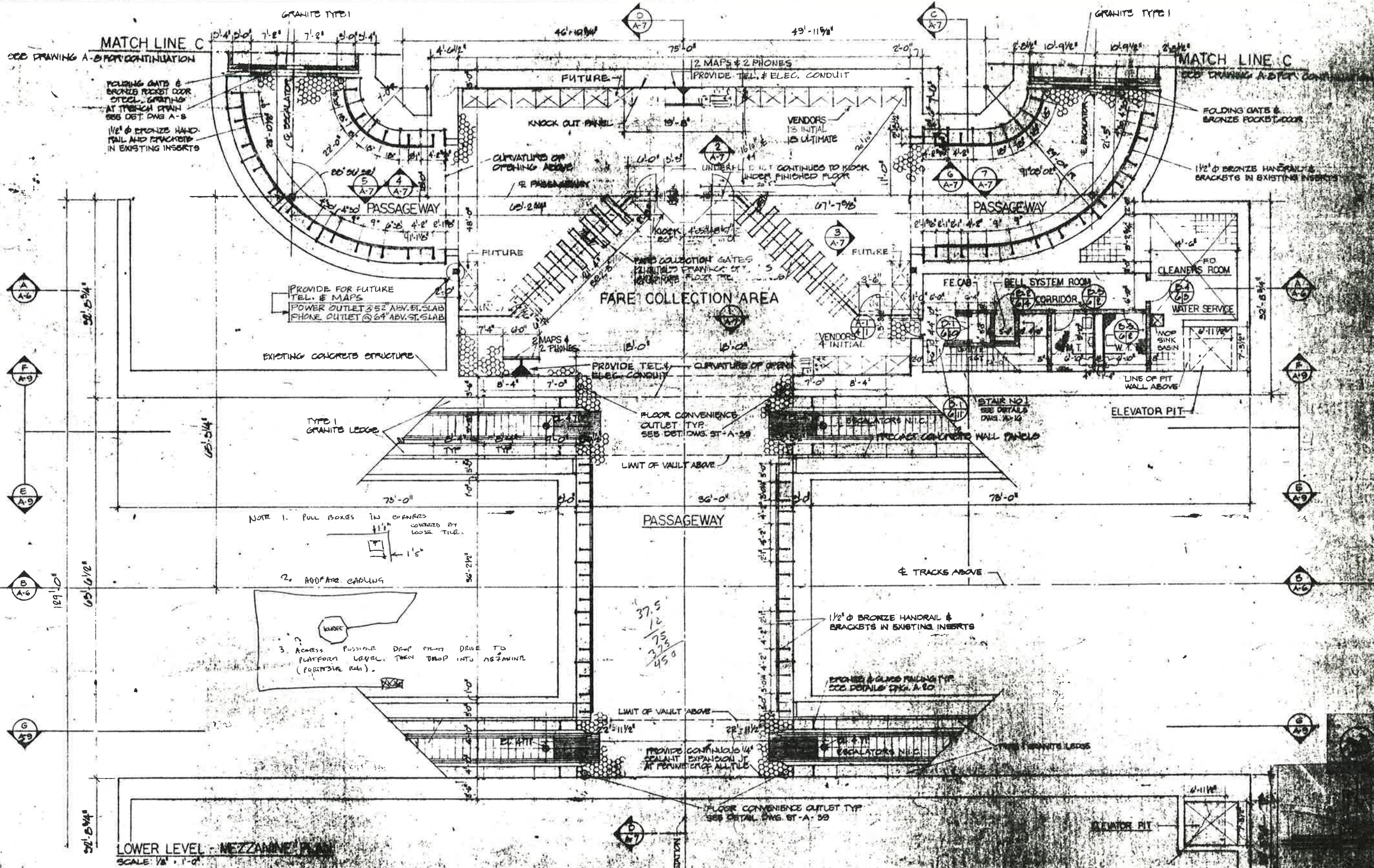
ZONE LTR		REVISIONS		DATE	APVD
A		AS BUILT		11/4/12	AWC



-1

UNLESS OTHERWISE SPECIFIED LINEAR DIMENSIONS ARE IN INCHES TOL ON DECIMALS ANGLES ± 30'		CONTRACT NUMBER 22007A		CUBIC-WESTERN DATA SAN DIEGO, CALIFORNIA																
UNLESS OTHERWISE SPECIFIED HOLE TOLERANCES ARE		<table border="1"> <tr><td>SEL</td><td></td></tr> <tr><td>MAINT</td><td></td></tr> <tr><td>STD</td><td></td></tr> <tr><td>FIELD</td><td></td></tr> <tr><td>DESIGN</td><td></td></tr> <tr><td>CHECK</td><td></td></tr> <tr><td>DRAWN</td><td></td></tr> </table>		SEL		MAINT		STD		FIELD		DESIGN		CHECK		DRAWN		ROSSLYN STATION SERVICE GATE & RAILING		
SEL																				
MAINT																				
STD																				
FIELD																				
DESIGN																				
CHECK																				
DRAWN																				
HOLE DIA	TOLERANCES	DESIGN ACTIVITY APPROVAL	SIZE 1/2" x 1/2" IDENT	DRAWING NUMBER	REV															
.015 THRU .125	+ .004 - .001	APPROVED [Signature]	D 91987	926-0316																
.125 THRU .250	+ .005 - .001		SCALE 1/4"=1'-0" 3/8"=1'-0"																	
.250 THRU .500	+ .006 - .001																			
.500 THRU 1.000	+ .008 - .001																			
		APPROVED		SHEET 1 OF 1																

D
C
B
A
926-0316
41
WD-7



- NOTE 1. PULL BOXES IN CHANGES COVERED BY LOOSE TILE.
2. ADD FIBER CABLES
3. ACCESS POSSIBLE DROP FROM DRIVE TO PLATFORM LEVEL. THEN DROP INTO MEZZANINE (PORTABLE RAIL).

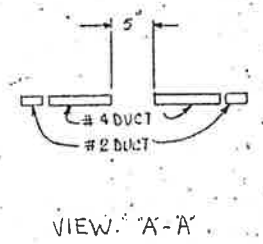
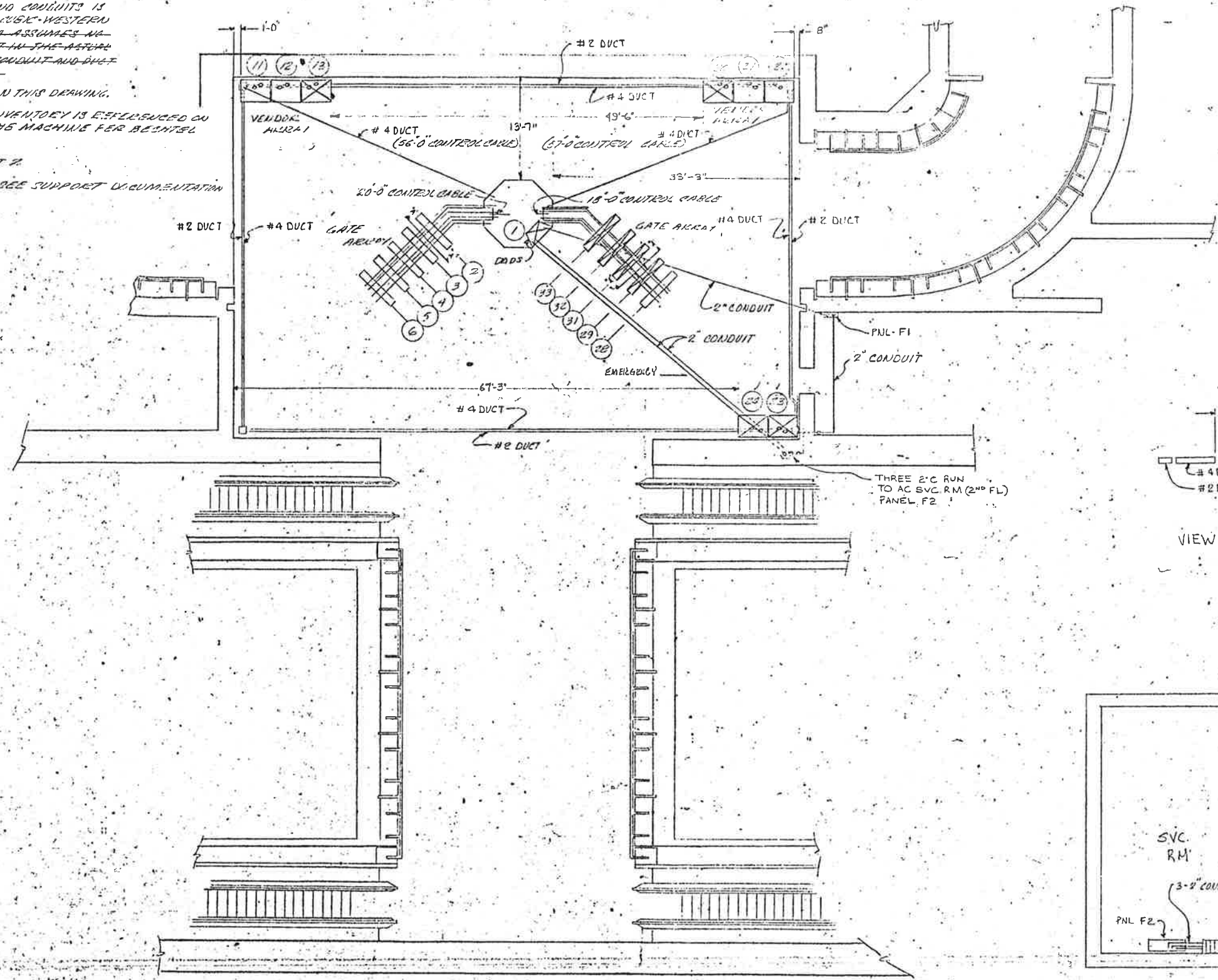
LOWER LEVEL - MEZZANINE
SCALE 1/8" = 1'-0"

REVISIONS R.M.R. J.P.T. R.Chen	DATE 1/24/74 1/27/74	AREA TRANSIT AUTHORITY DE LEUW, CATHY & COMPANY GENERAL ENGINEERING CONSULTANT HARRY WEESE & ASSOCIATES GENERAL ARCHITECTURAL CONSULTANT	ARLINGTON COUNTY METRO STATION FARE MACHINES, PHONES, MAPS SCALE 1/8" = 1'-0" DRAWING NO. 5K-011
---	----------------------------	--	---

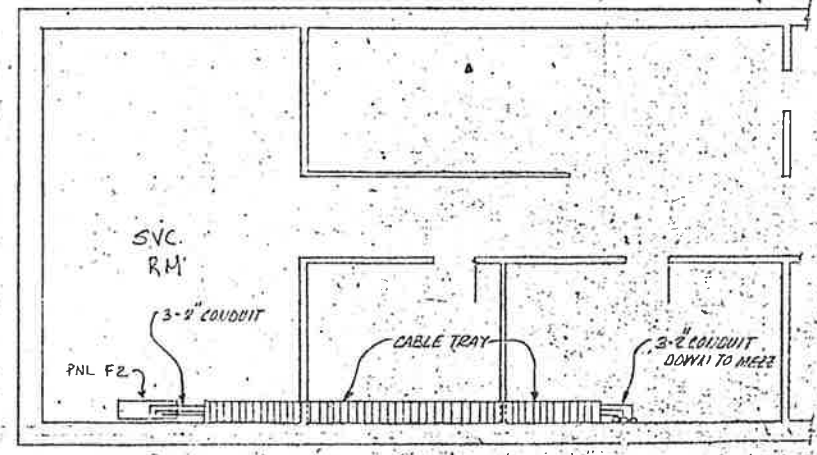
42

REVISIONS		
DESCRIPTION	DATE	APVD

NOTES:
 1. ALL INFORMATION CONCERNING DUCTS AND CONDUITS IS BASED ON INFORMATION SUPPLIED TO CUBIC-WESTERN DATA BY WMATA. CUBIC-WESTERN DATA ASSUMES NO RESPONSIBILITY FOR ERRORS THAT EXIST IN THE AS-BUILT DUCT AND DUCT LOCATIONS VS THE CONDUIT AND DUCTATIONS DEPICTED IN THIS DRAWING.
 2. INITIAL MACHINE INVENTORY IS DEPICTED ON THIS DRAWING. THE MINIMUM OPERATIONAL MACHINE INVENTORY IS EFFECTED ON THIS DRAWING BY THE 'X' DRAWN THRU THE MACHINE PER BESNTEL LETTER # 175.
 3. FOR A-BUILT CONDITIONS SEE SHEET 2.
 4. FOR REFERENCE DRAWINGS USED SEE SUPPORT DOCUMENTATION PACKAGE FOR THIS MEZ MACHINE.



- 1) NO OF CONDUCTORS FOR POWER
- 2) Note 1 Not Acceptable
- 3) Fence should be depicted in Gate Area.



DETAIL-B SVC RM SHOWING 3-2" C. DOWN
 2 CABLE TRAY
 3 PNL LOCATION (F2)
 CP-22007A-102-3-0

-1 INSTALLATION PLAN

WASHINGTON METROPOLITAN AREA TRANSIT AUTHORITY
 APPROVED AS CORRECTED
 BY: J. J. Smith
 DATE: 11-23-76

CONTRACT NUMBER 22007A		CUBIC-WESTERN DATA	
DESIGN ACTIVITY APPROVAL APPROVED		SIZE D	DRAWING NUMBER 926-0381
DATE: 11-23-76		SCALE: 1/8" = 1'-0"	SHEET: 47

ARLINGTON CEMETERY STATION
 AFC MACHINES

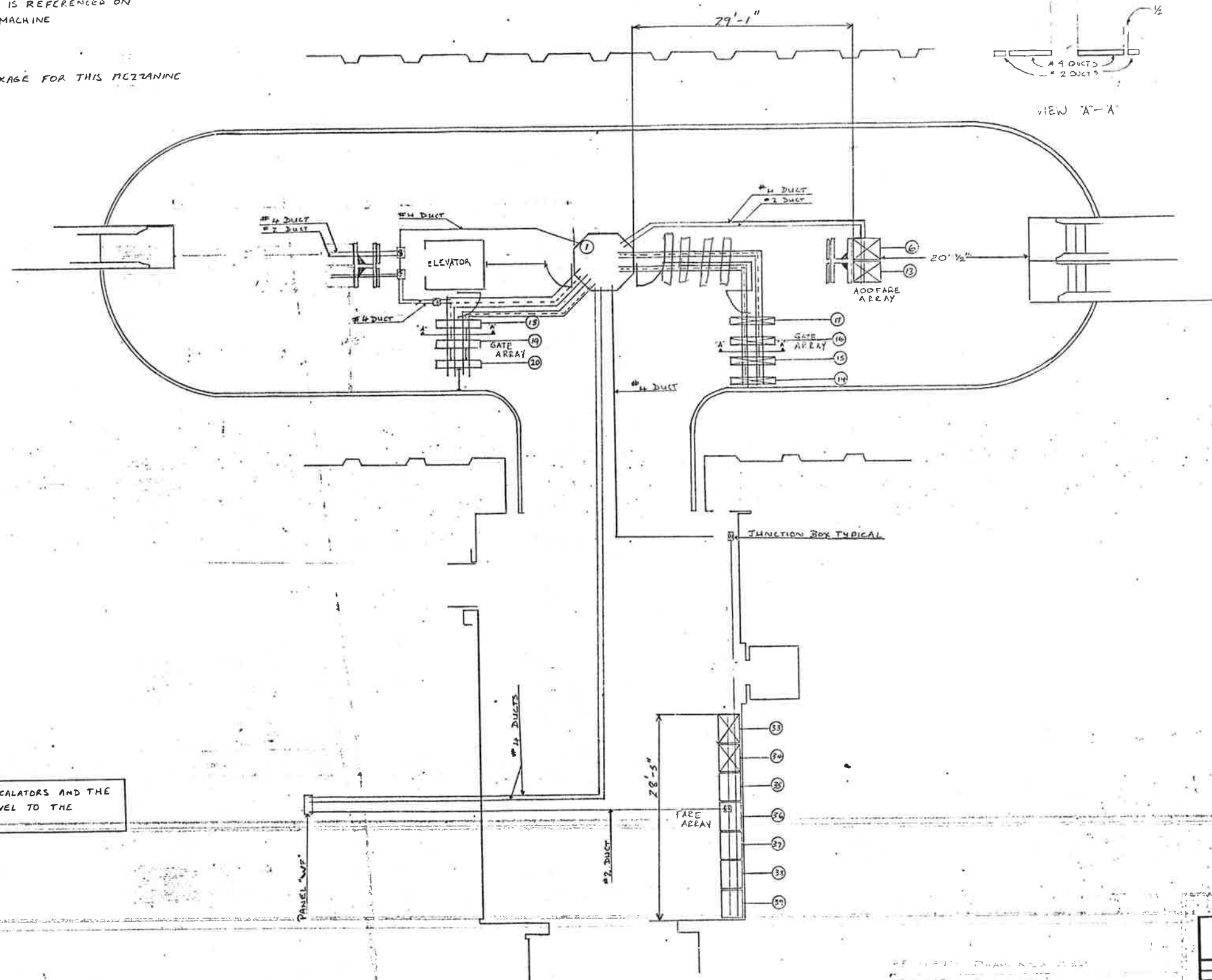
NOTES:

ALL INFORMATION CONCERNING DUCTS AND CAUDITS IS BASED ON INFORMATION SUPPLIED TO CUBIC WESTERN AT Y. YAMATA

THE MACHINE INVENTORY IS DEPICTED ON THIS DRAWING. THE MINIMUM OPERATIONAL MACHINE INVENTORY IS REFERENCED ON THIS DRAWING BY THE 'X' DRAWN THRU THE MACHINE

FOR AS BUILT CONDITIONS SEE SHEET 2. FOR REF DWG'S SEE SUPPORT DOCUMENT PACKAGE FOR THIS MEZZANINE

REVISIONS		
DESCRIPTION	DATE	APVD
AS BUILT DRAWING REVISION A	7-13-77	CS



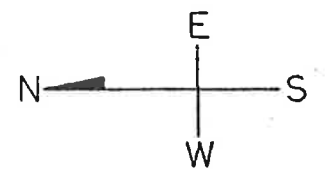
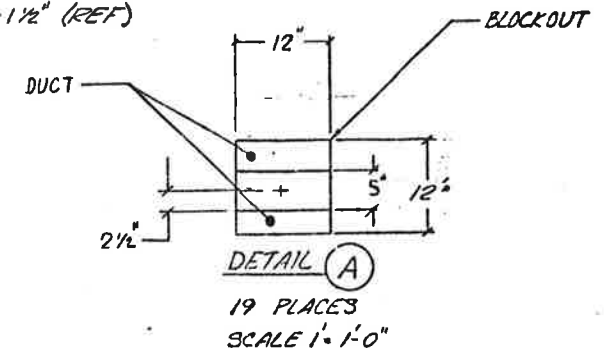
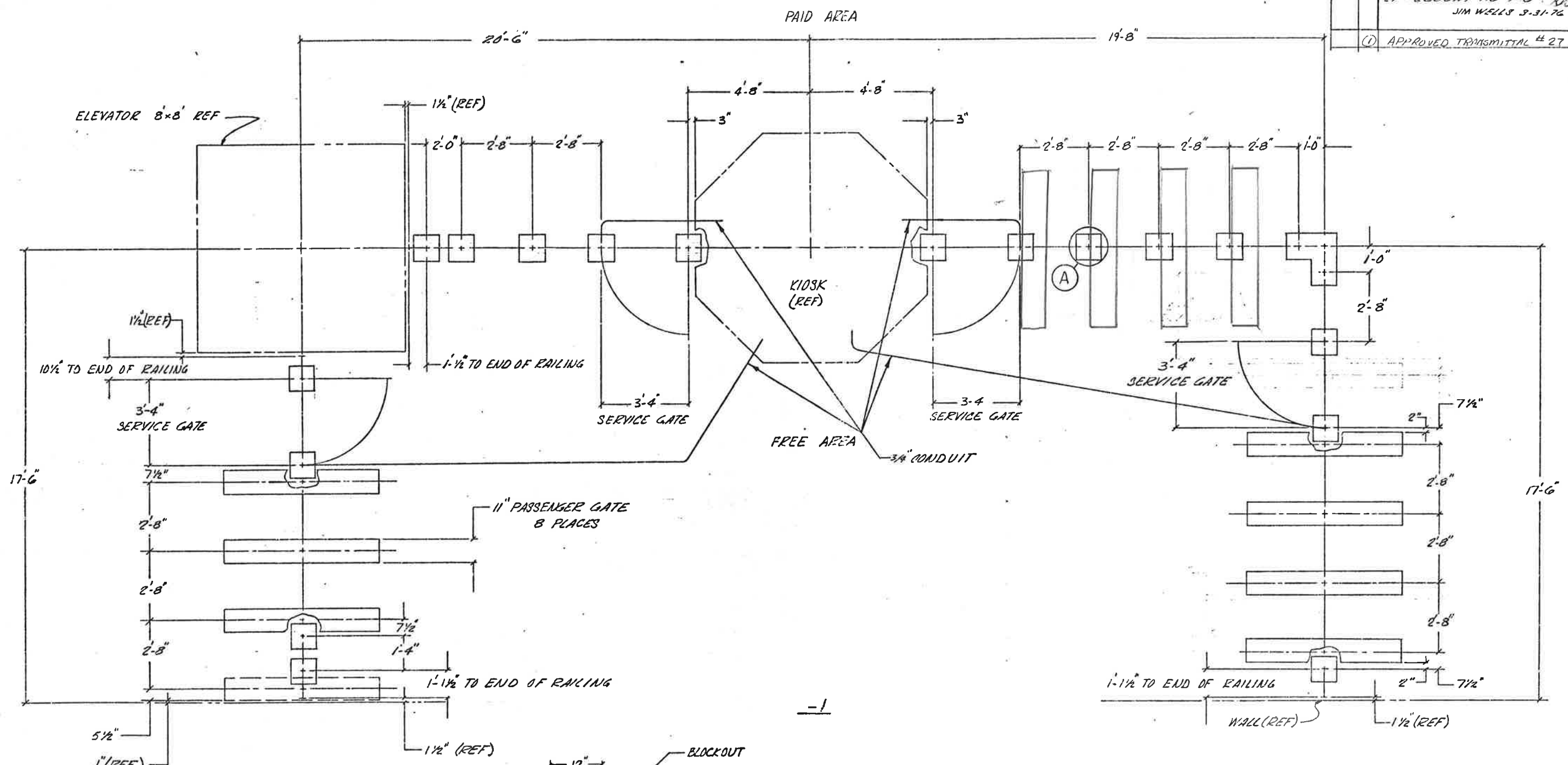
PRIORITY REQUESTS ARE HEREBY GIVEN FOR ESCALATORS AND THE ELEVATORS THAT RUNS FROM THE STREET LEVEL TO THE MEZZANINE

1-INSTALLATION PLAN
(AS BUILT CONDITION) 53

CONTRACT NUMBER 22007A		CUBIC WESTERN DATA <small>A subsidiary of Cubic Corporation 9650 KEARNY MESA ROAD • POST OFFICE BOX 80787 • SAN DIEGO, CA 92128</small>	
REL ENGRG DESIGN CHECK DRAWN		FEDERAL TRIANGLE STATION AFC MACHINES	
DESIGN ACTIVITY APPROVAL <i>[Signature]</i> 11/17/76	SIZE D	DRAWING NUMBER 926-0397	REV 53
APPROVED <i>[Signature]</i> 11/24/76	SCALE 1/8"=1'-0"	SHEET 1 OF 1	

NOTES: UNLESS OTHERWISE SPECIFIED

REVISIONS				
ZONE	LTR	DESCRIPTION	DATE	APVD
	①	REVISED PER WIMA 71 DWG NO CP-22007A-118-1-0		
		JIM WELLS 5-31-76		
	②	APPROVED TRANSMITTAL # 27	5/11/76	



WASHINGTON AIRPORTS
AND TERMINALS

UNLESS OTHERWISE SPECIFIED LINEAR DIMENSIONS ARE IN INCHES TOL ON DECIMALS ANGLES ± 30'		CONTRACT NUMBER 22007A		CUBIC-WESTERN DATA SAN DIEGO, CALIFORNIA																	
UNLESS OTHERWISE SPECIFIED HOLE TOLERANCES ARE		<table border="1"> <tr><td>HEL</td><td></td></tr> <tr><td>MAINT</td><td></td></tr> <tr><td>STD</td><td></td></tr> <tr><td>ENGINE</td><td></td></tr> <tr><td>DESIGN</td><td></td></tr> <tr><td>CHECK</td><td></td></tr> <tr><td>DRAWN</td><td></td></tr> </table>		HEL		MAINT		STD		ENGINE		DESIGN		CHECK		DRAWN		FEDERAL TRIANGLE STATION SERVICE GATE & RAILING		DRAWING NUMBER 926-0337	
HEL																					
MAINT																					
STD																					
ENGINE																					
DESIGN																					
CHECK																					
DRAWN																					
HOLE DIA	TOLERANCES	DESIGN ACTIVITY APPROVAL		SIZE CODE IDENT	REV																
.0135 THRU .125	+ .004 - .001	APPROVED		D 74937	①																
.126 THRU .500	+ .005 - .001			DRAWING NUMBER																	
.501 THRU .750	+ .008 - .001			926-0337																	
.751 THRU 1.000	+ .010 - .001			SCALE 1/4" = 1'-0"	SHEET 1 OF 1																

926-0337

53

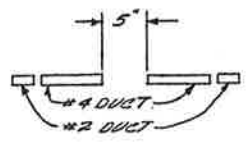
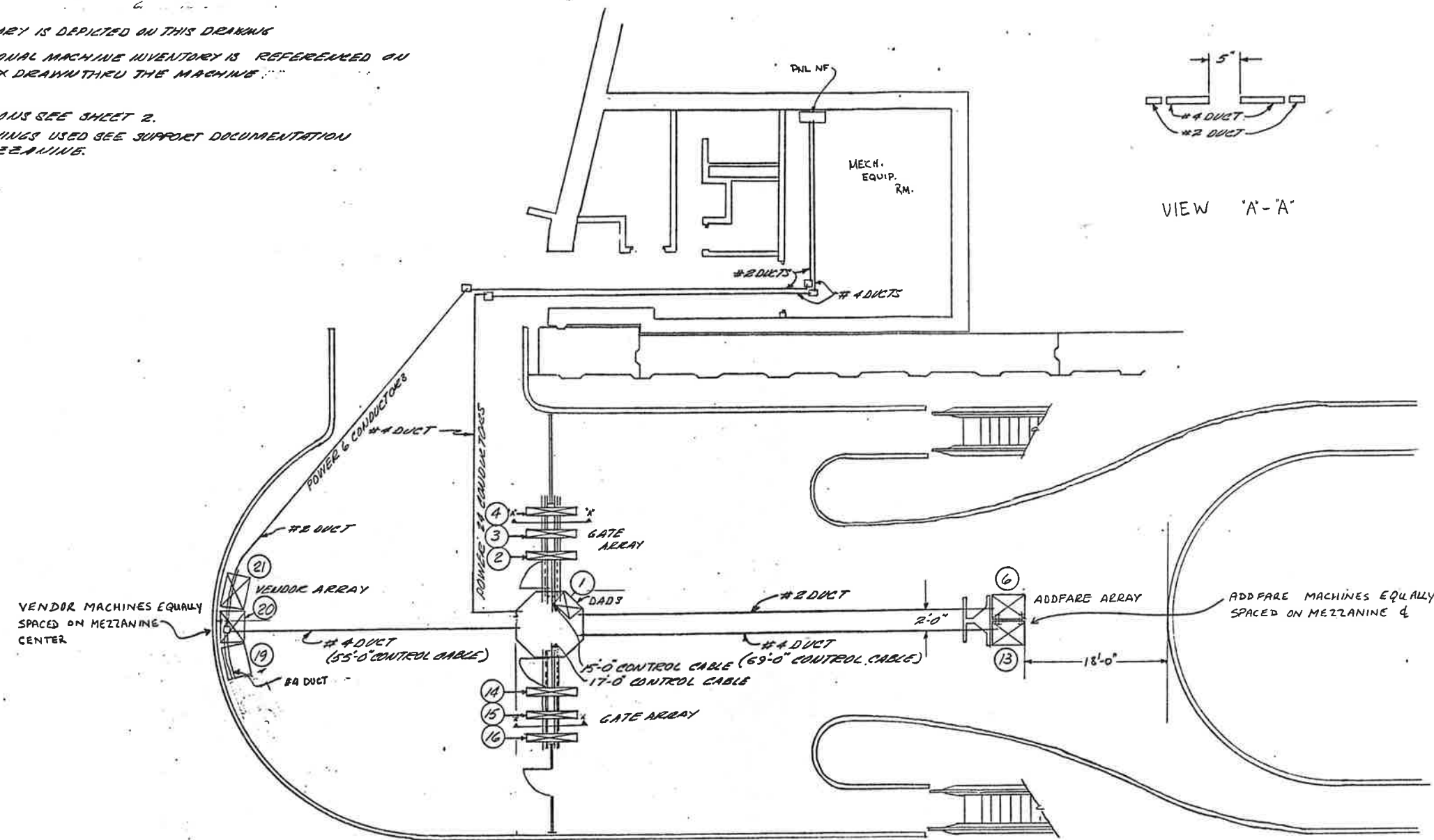
NOTES:

ALL INFORMATION CONCERNING DUCTS AND CONDUITS IS BASED ON INFORMATION SUPPLIED TO CUBIC WESTERN DATA BY BECHTEL.

TOTAL MACHINE INVENTORY IS DEPICTED ON THIS DRAWING. THE MINIMUM OPERATIONAL MACHINE INVENTORY IS REFERENCED ON THIS DRAWING BY THE 'X' DRAWN THROUGH THE MACHINE.

FOR AS BUILT CONDITIONS SEE SHEET 2. FOR REFERENCE DRAWINGS USED SEE SUPPORT DOCUMENTATION PACKAGE FOR THIS MEZZANINE.

REVISIONS		
DESCRIPTION	DATE	APVD
AS BUILT DRAWING REFERENCE A	7-13-77	JFB

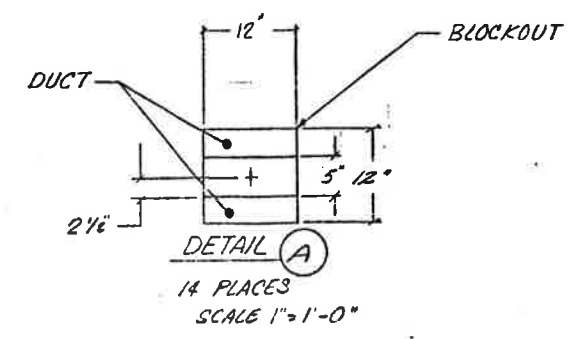
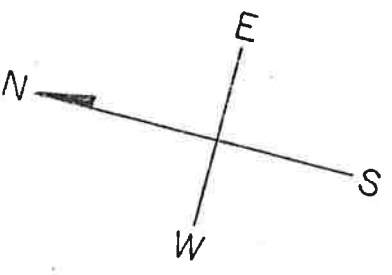
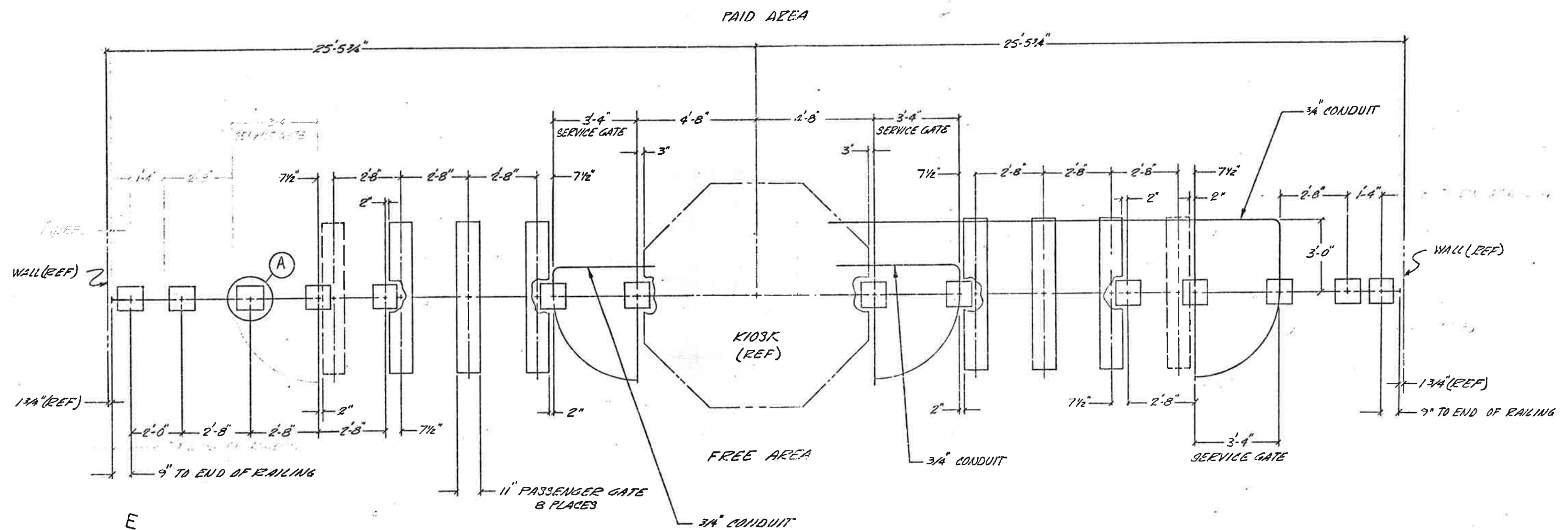


-1 INSTALLATION PLAN
(AS BUILT CONDITION)

CONTRACT NUMBER 22007A		CUBIC WESTERN DATA <small>A Subsidiary of Cubic Corporation 3650 KEARNY MESA ROAD • POST OFFICE BOX 80787 • SAN DIEGO, CA 92138</small>	
REL _____ ENGRG _____ DESIGN _____ CHECK _____ DRAWN _____		SMITHSONIAN STATION NORTH MEZZANINE AFC MACHINES	
DESIGN ACTIVITY APPROVAL <small>Walter D. Powell 8-5-76</small> <small>APPROVED</small> <small>11/2/76</small>	SIZE D	DRAWING NUMBER 926-0384	REV 5
SCALE 1/8" = 1'-0"		SHEET 1 OF 2	

NOTES: UNLESS OTHERWISE SPECIFIED

REVISIONS				
ZONE	LTR	DESCRIPTION	DATE	APVD
	1	REVISED PER WMATA DWG NO. CP-22007A-112-1-0 JIM WELLS 3-31-76		



-1
NORTH MEZZANINE

WASHINGTON METROPOLITAN
RAPID TRANSIT AUTHORITY

UNLESS OTHERWISE SPECIFIED LINEAR DIMENSIONS ARE IN INCHES TOL ON DECIMALS ANGLES .XX ± .03 XXX ± .010 ± 30°	CONTRACT NUMBER 22007A	CUBIC-WESTERN DATA SAN DIEGO, CALIFORNIA											
	UNLESS OTHERWISE SPECIFIED HOLE TOLERANCES ARE		<table border="1"> <tr><td>REL</td><td></td></tr> <tr><td>MAINT</td><td></td></tr> <tr><td>ENTR</td><td></td></tr> <tr><td>DESIGN</td><td></td></tr> <tr><td>CHK</td><td></td></tr> <tr><td>DRAWN</td><td></td></tr> </table>	REL		MAINT		ENTR		DESIGN		CHK	
REL													
MAINT													
ENTR													
DESIGN													
CHK													
DRAWN													
HOLE DIA	TOLERANCES	SMITHSONIAN STATION SERVICE GATE & RAILING NORTH MEZZANINE											
.0135 THRU .125	+ .004 - .001												
.126 THRU .250	+ .005 - .001												
.251 THRU .500	+ .006 - .001												
.501 THRU .750	+ .007 - .001												
.751 THRU 1.000	+ .010 - .001												
	DESIGN ACTIVITY APPROVAL <i>[Signature]</i>	SIZE D 94987											
	APPROVED <i>[Signature]</i>	DRAWING NUMBER 926-0319											
		SCALE 1/2" = 1'-0"											
		SHEET 1 OF 2											

D
C
B
A
6150-926
926-0319
54
WD-7

NOTES:

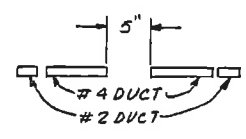
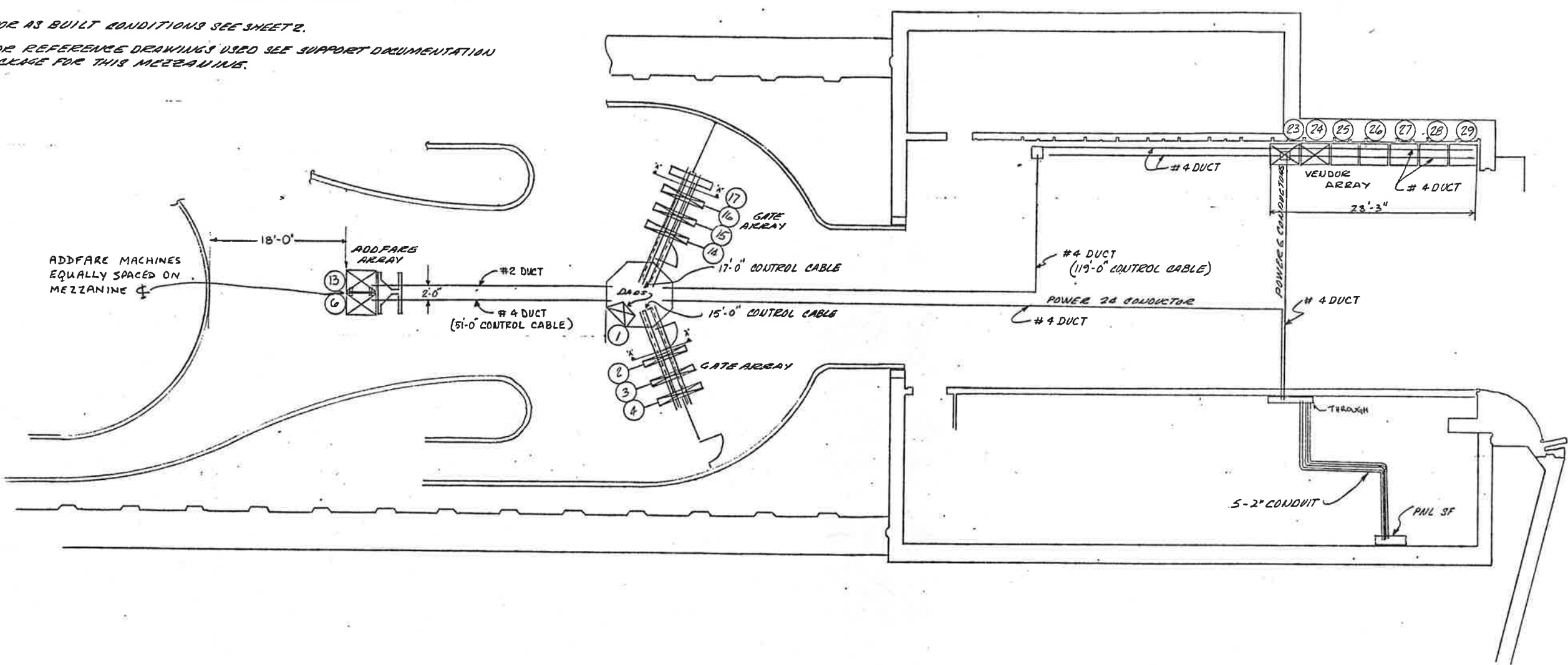
ALL INFORMATION CONCERNING DUCTS AND CONDUITS IS BASED ON INFORMATION SUPPLIED TO CUBIC WESTERN DATA BY WMATA

TOTAL MACHINE INVENTORY IS DEPICTED ON THIS DRAWING
THE MINIMUM OPERATIONAL MACHINE INVENTORY IS REFERENCED ON THIS DRAWING BY THE X DRAWN THRU THE MACHINE

FOR AS BUILT CONDITIONS SEE SHEET 2.

FOR REFERENCE DRAWINGS USED SEE SUPPORT DOCUMENTATION PACKAGE FOR THIS MEZZANINE.

REVISIONS		
DESCRIPTION	DATE	APVD
AS.BUILT DRAWING REVISION A	7-13-77	CFB



VIEW 'A'-'A'

- 2 INSTALLATION PLAN
(AS BUILT CONDITION)

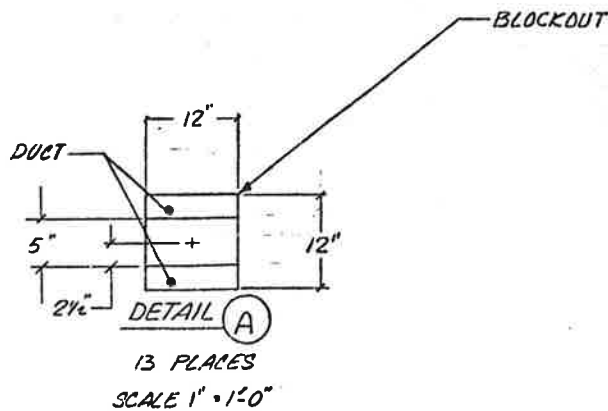
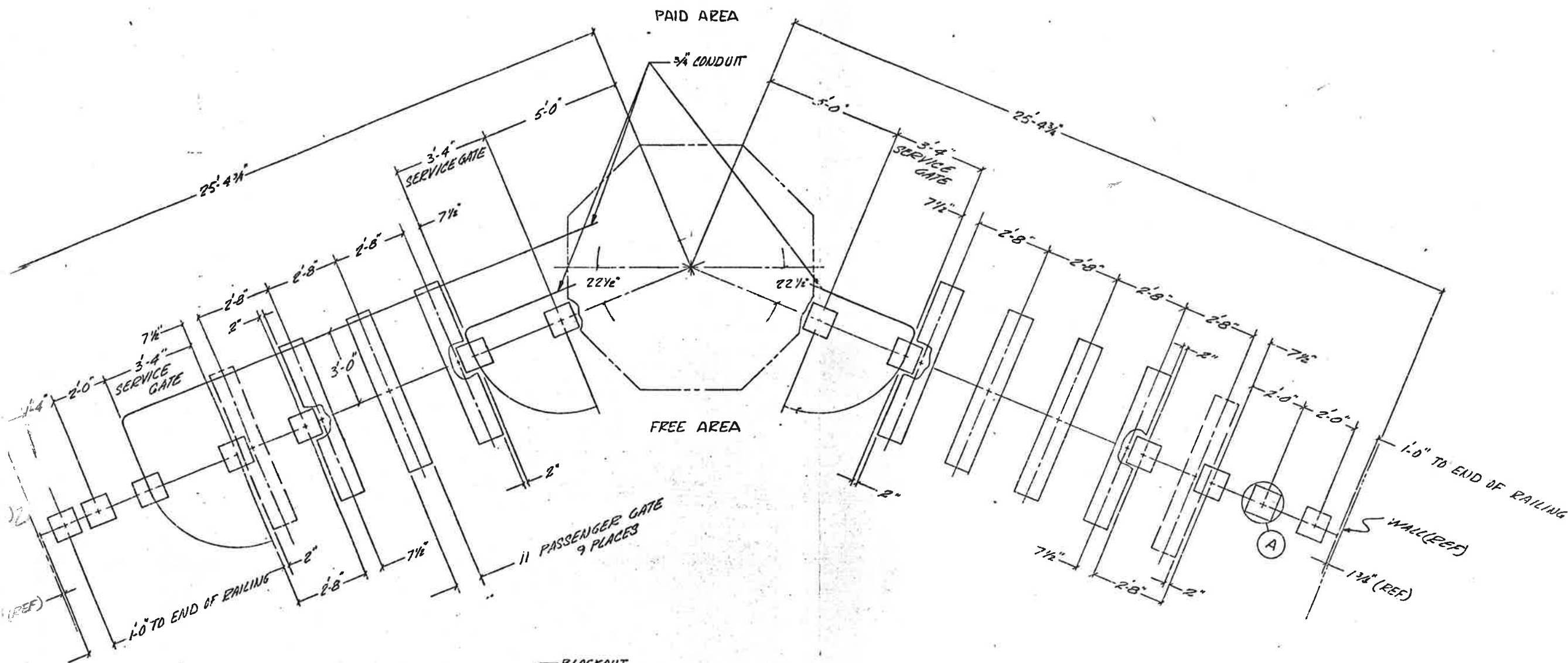
REFERENCE DRAWINGS USED

WMATA REF. SK#	SK# 770, 779
WMATA REF. DWG #	N65 98
CWD REF DWG #	926-0319
CWD REF DWG	926-0329
	SH 344
DDTC	26227

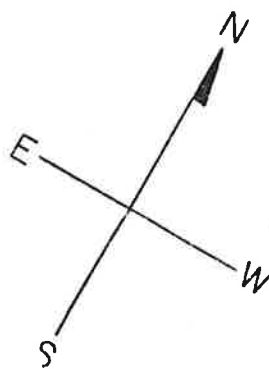
CONTRACT NUMBER 22007A		 A subsidiary of Cubic Corporation 5850 KEARNEY MEESA ROAD • POST OFFICE BOX 80787 • SAN DIEGO, CA 92138	
REL _____ ENGRG _____ DESIGN _____ CHECK _____ DRAWN _____		SMITHSONIAN STATION SOUTH MEZZANINE AFC MACHINES	
DESIGN ACTIVITY APPROVAL W. D. Powell 2-5-76	SIZE	DRAWING NUMBER 926-0384	REV 55
APPROVED 11/1/76	SCALE 1/4" = 1'-0"	SHEET 2 OF 2	

UNLESS OTHERWISE SPECIFIED

ZONE/LTR		REVISIONS	DATE	APVD
		DESCRIPTION		



SOUTH MEZZANINE



WASHINGTON METROPOLITAN
 RAIL TRANSIT AUTHORITY

UNLESS OTHERWISE SPECIFIED LINEAR DIMENSIONS ARE IN INCHES TOL ON DECIMALS .XX ± .03 .XXX ± .010 ANGLES ± 30'		CONTRACT NUMBER 23007A		CUBIC-WESTERN DATA SAN DIEGO, CALIFORNIA	
UNLESS OTHERWISE SPECIFIED HOLE TOLERANCES ARE		REL. _____ MAINT. _____ STD. _____ DESIG. _____ CHECK _____ DRAWN _____		SMITHSONIAN STATION SERVICE GATE & RAILING SOUTH MEZZANINE	
HOLE DIA	TOLERANCES	DESIGN ACTIVITY APPROVAL <i>Alan Lynds FEB 5, 76</i>		SIZE D 94987	DRAWING NUMBER 926-0319
.0135 THRU .125	+ .004 - .001	APPROVED		SCALE 1/4" = 1'-0"	SHEET 2 OF 2
.126 THRU .250	+ .005 - .001			SK-770	
.256 THRU .500	+ .006 - .001				
.501 THRU .750	+ .008 - .001				
.751 THRU 1.000	+ .010 - .001				

926-0319

WD-7

NOTES
1. INFORMATION CONCERNING DUCTS AND MANHOLES IS BASED ON THE INFORMATION SUPPLIED BY THE CONTRACTOR.


2. TOTAL MACHINE INVENTORY IS LOCATED ON THE MEZZANINE.

3. THE MINIMUM OPERATIONAL MACHINE INVENTORY IS INDICATED IN THE DRAWING BY THE 'X' DRAWN THROUGH THE MACHINE.

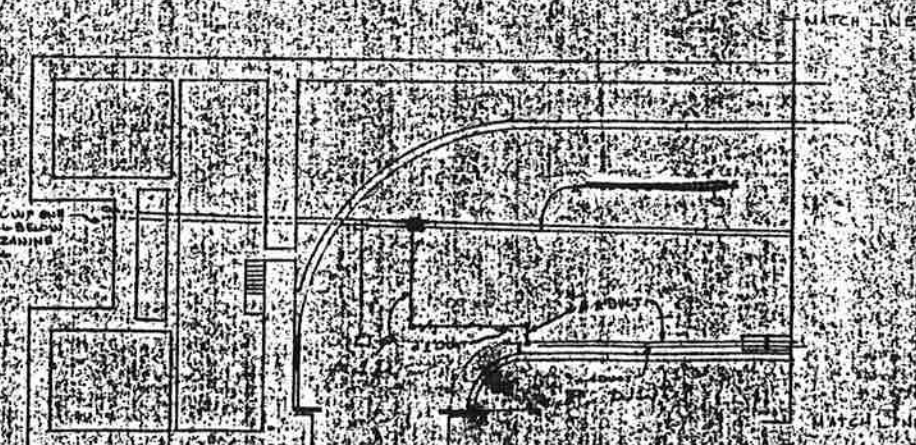
4. FOR AS BUILT CONDITIONS SEE SHEET 1.

5. FOR REFERENCE DRAWING SEE SUPPORT DOCUMENTATION PACKAGE FOR THIS MECHANICAL.


NO.	DESCRIPTION	DATE	BY



VIEW A-A



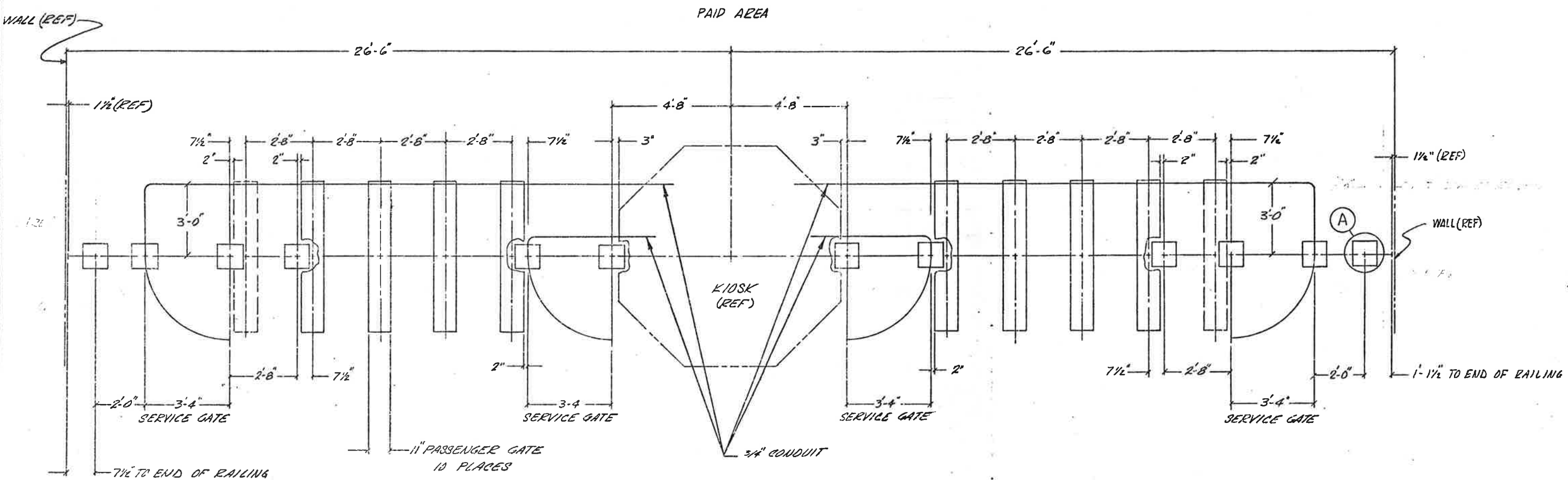
-1 INSTALLATION PLAN

 WASHINGTON METROPOLITAN AREA TRANSIT AUTHORITY
 APPROVED AS CORRECTED
 RESUBMITTAL REQUIRED
 Approval does not relieve the Contractor of the responsibility for the accuracy of this Document or for full compliance with the Contract Requirements.
 DATE: 1/1/00

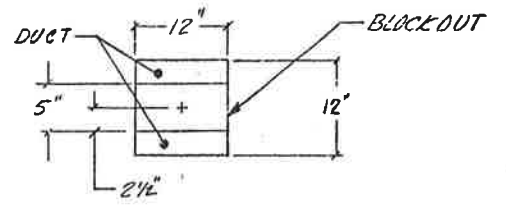
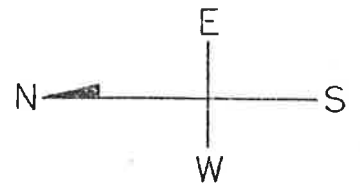
Project: 22007A-1155
 WASHINGTON METROPOLITAN AREA TRANSIT AUTHORITY

NOTES: UNLESS OTHERWISE SPECIFIED

REVISIONS			
ZONE	LTR	DESCRIPTION	DATE
		SEE SHEET 1 FOR REV	



FREE AREA
-2
WEST MEZZANINE



DETAIL (A)
12 PLACES
SCALE 1" = 1'-0"

WASHINGTON METROPOLITAN
AREA TRANSIT AUTHORITY

UNLESS OTHERWISE SPECIFIED LINEAR DIMENSIONS ARE IN INCHES TOL ON DECIMALS ANGLES ± 30'	CONTRACT NUMBER	CUBIC-WESTERN DATA SAN DIEGO, CALIFORNIA
	22007A	
UNLESS OTHERWISE SPECIFIED HOLE TOLERANCES ARE:	REL	L'ENFANT PLAZA STATION SERVICE GATE & RAILING WEST MEZZANINE
HOLE DIA	MAINT	
.0135 THRU .125	STD	SIZE
.125 THRU .250	ENGRG	94987
.250 THRU .500	DESIGN	DRAWING NUMBER
.501 THRU .750	CHECK	926-0336
.751 THRU 1.000	APPROV	REV
	APPROVED	A
	SCALE 1/4" = 1'-0"	SHEET 2 OF 3

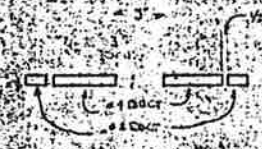
926-0336

56

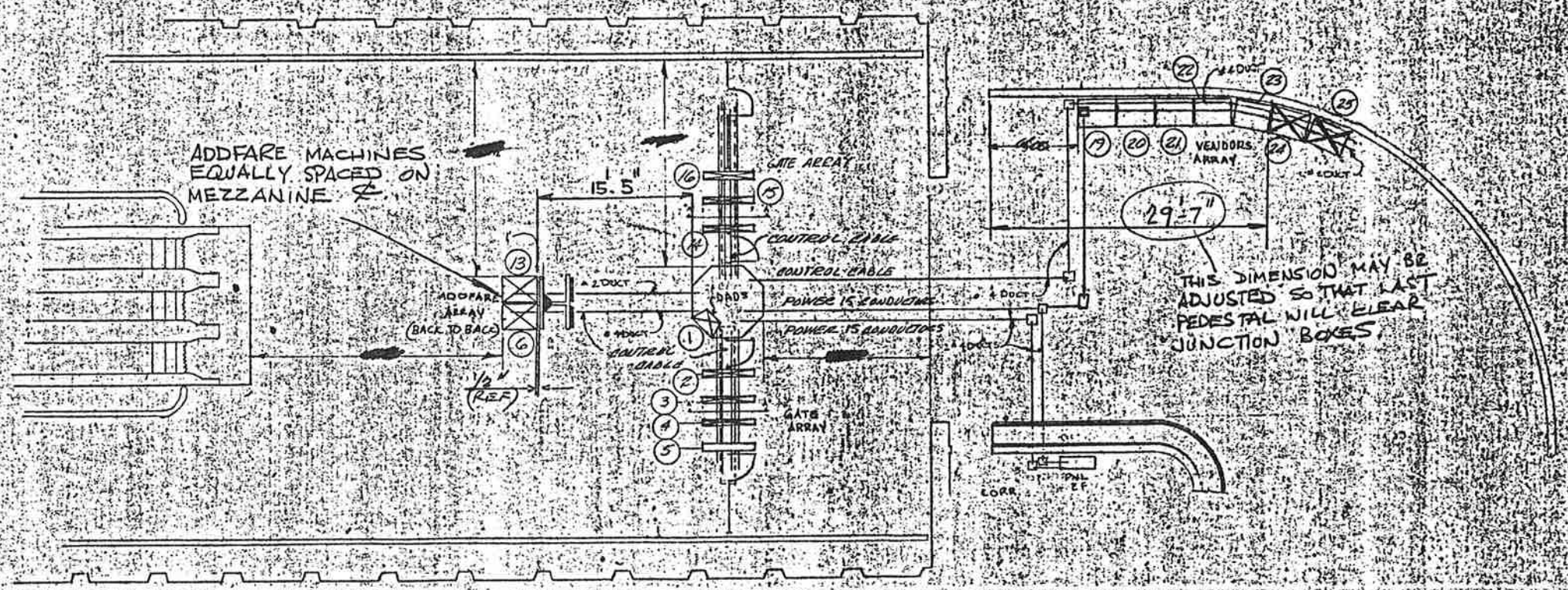
REVISIONS		
DESCRIPTION	DATE	APVD.

NOTE 5:
 INFORMATION FORGET WITH PARTS AND QUANTITIES IS
 ED. ON. ANY INFORMATION SUPPLIED TO RUCIC WESTERN
 DATA BY WHATA

- 2. TOTAL MACHINE INVENTORY IS DEPICTED ON THIS DRAWING
- 3. THE MINIMUM OPERATIONAL MACHINE INVENTORY IS REPRESENTED ON THIS DRAWING BY THE X DRAWN THROUGH THE MACHINE
- 4. FOR AS BUILT CONDITIONS SEE SHEET 2
- 5. FOR REFERENCE DRAWINGS USED SEE SUPPORT DOCUMENTATION PACKAGE FOR THIS MEZZANINE



VIEW A-A



CP-22007A J17-5-0

WASHINGTON METROPOLITAN
 AREA TRANSIT AUTHORITY

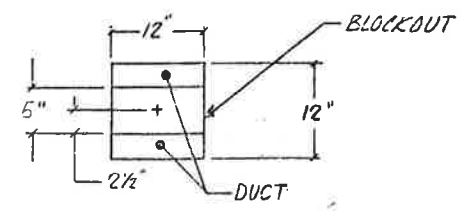
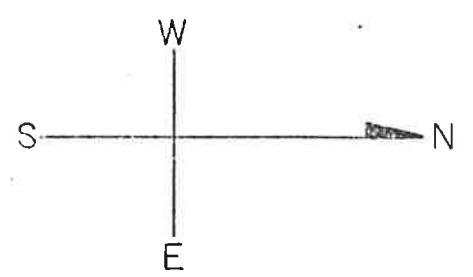
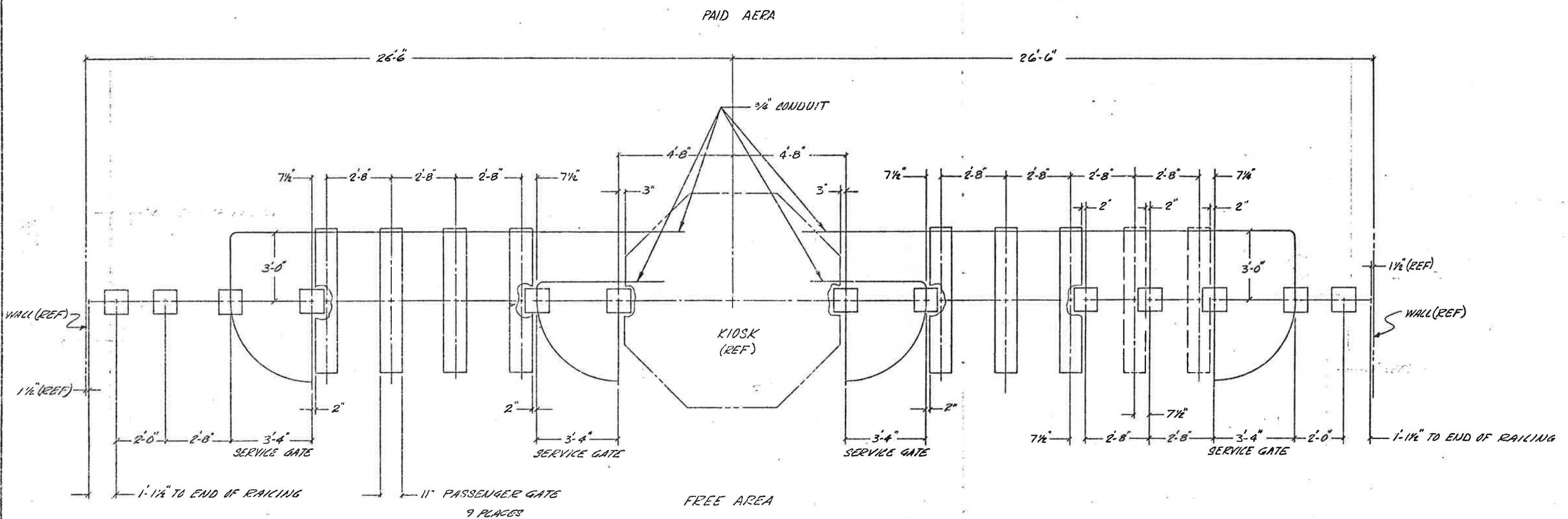
- 2 - INSTALLATION PLAN

M WASHINGTON METROPOLITAN
 metro AREA TRANSIT AUTHORITY
 APPROVED AS CORRECTED
 (RESUBMITTAL REQUIRED)
 Approval Does Not Relieve the Contractor
 of the Responsibility for the Accuracy of
 this Document or for Full Compliance

STATION
 EAST MEZZANINE
 ADDFARE MACHINES

NOTES: UNLESS OTHERWISE SPECIFIED

REVISIONS				
ZONE	LTR	DESCRIPTION	DATE	APVD
	0	INITIAL RELEASE	2/5/76	
	1	INCORP. CHG TRANS # 19 (2R)	4/1/76	
	A	APPROVED TRANS # 27	5-11-76	



DETAIL A
13 PLACES
SCALE 1" = 1'-0"

-1
EAST MEZZANINE

WASHINGTON METROPOLITAN
AREA TRANSIT AUTHORITY

UNLESS OTHERWISE SPECIFIED LINEAR DIMENSIONS ARE IN INCHES TOL ON DECIMALS .XX .03 .XXX ± .010		CONTRACT NUMBER 22007A		CUBIC-WESTERN DATA SAN DIEGO, CALIFORNIA	
UNLESS OTHERWISE SPECIFIED HOLE TOLERANCES ARE:		REL MAINT STP ENGRG DESIGN CHECK DRAWN DESIGN ACTIVITY APPROVAL APPROVED		L'ENFANT PLAZA STATION SERVICE GATE & RAILING EAST MEZZANINE	
HOLE DIA	TOLERANCES	SIZE	CODE IDENT	DRAWING NUMBER	REV
.0125 THRU .125	+ .004 - .001	D	94987	926-0336	A
.126 THRU .250	+ .005 - .001				
.256 THRU 500	+ .006 - .001				
501 THRU 750	+ .008 - .001				

D
C
B
A
926-0336

8

7

6

5

4

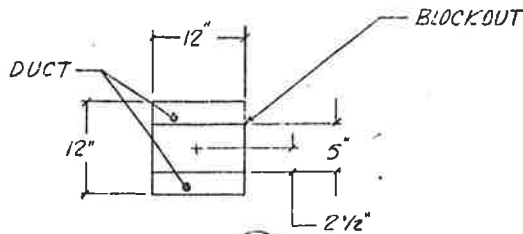
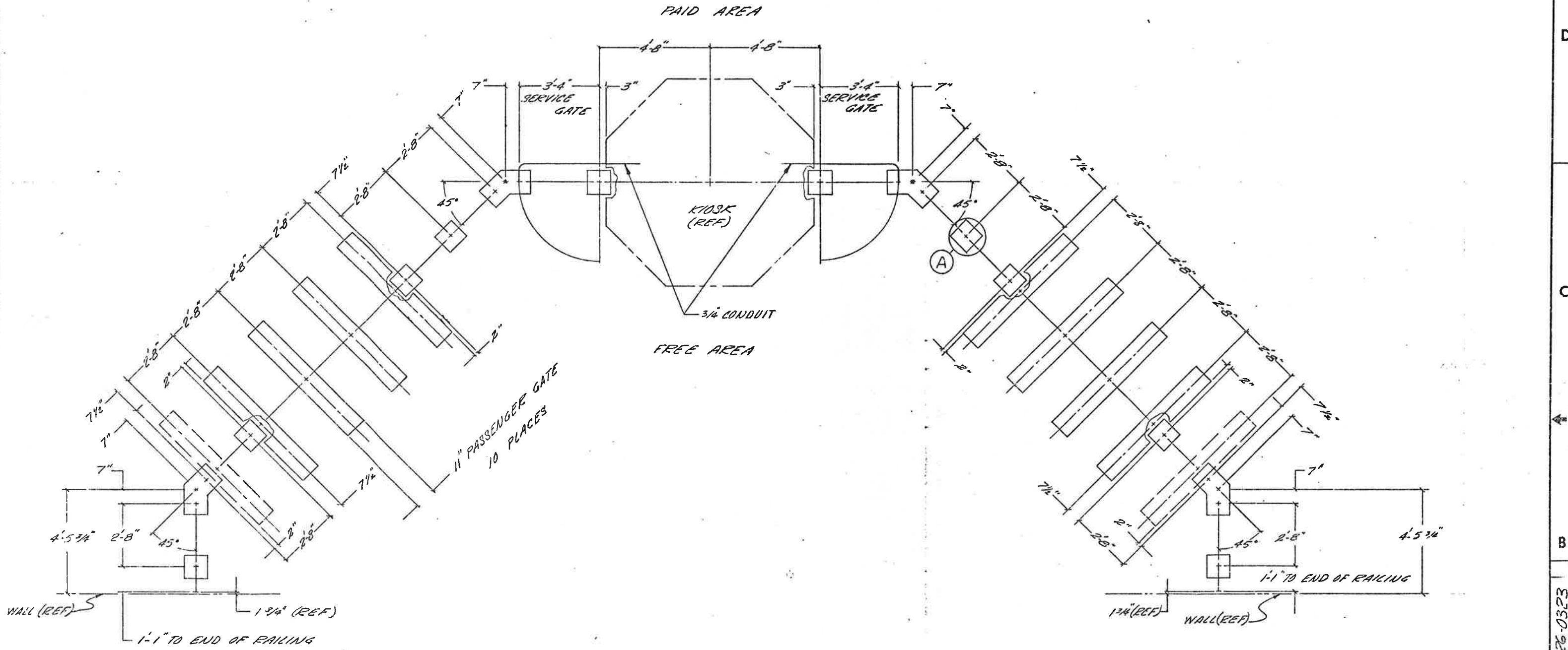
3

2

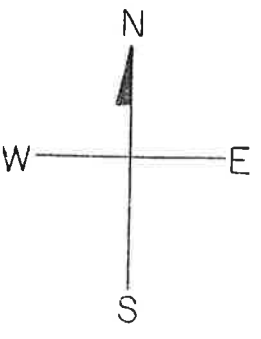
1

NOTES: UNLESS OTHERWISE SPECIFIED

REVISIONS				
ZONE	LTR	DESCRIPTION	DATE	APVD



DETAIL (A)
18 PLACES
SCALE 1"=1'-0"



-1

WASHINGTON METROPOLITAN
AREA TRANSIT AUTHORITY

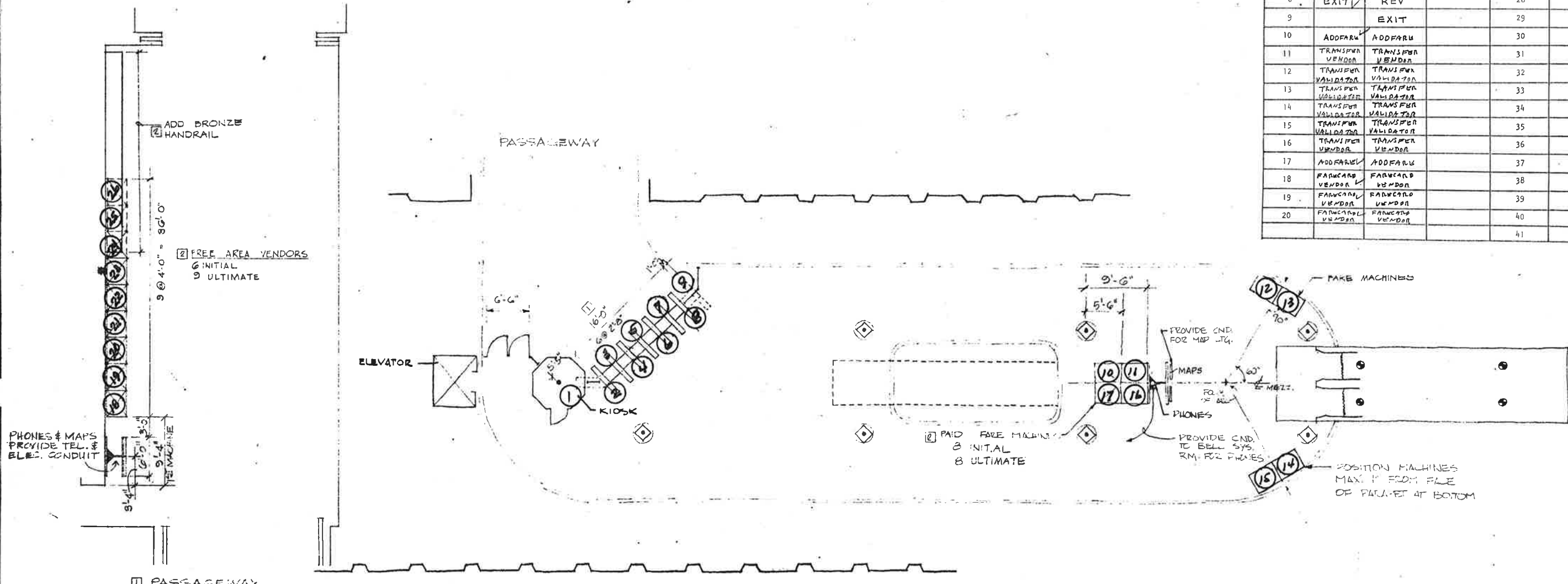
UNLESS OTHERWISE SPECIFIED LINEAR DIMENSIONS ARE IN INCHES TOL ON DECIMALS .XX ± .03 .XXX ± .010 ± .30"	CONTRACT NUMBER 22007A	CUBIC-WESTERN DATA SAN DIEGO, CALIFORNIA													
	UNLESS OTHERWISE SPECIFIED HOLE TOLERANCES ARE		<table border="1"> <tr><td>FEL</td><td></td></tr> <tr><td>MAINT</td><td></td></tr> <tr><td>STD</td><td></td></tr> <tr><td>ENGRG</td><td></td></tr> <tr><td>DESIGN</td><td></td></tr> <tr><td>CHECK</td><td></td></tr> <tr><td>DRAWN</td><td></td></tr> </table>	FEL		MAINT		STD		ENGRG		DESIGN		CHECK	
FEL															
MAINT															
STD															
ENGRG															
DESIGN															
CHECK															
DRAWN															
HOLE DIA	TOLERANCES	FEDERAL CENTER STATION													
.0135 THRU .125	+ .004 - .001	SERVICE GATE & RAILING													
.126 THRU .250	+ .005 - .001	SIZE CODE IDENT													
.256 THRU .500	+ .005 - .001	DRAWING NUMBER													
.501 THRU .750	+ .000 - .001	D 94987 926-0323													
751 THRU 1.000	+ .010 - .001	REV													
		SCALE 1/4"=1'-0"													
		SHEET 1 OF 1													

926-0323

A

54

POSITION NUMBER	EQUIPMENT IDENTIFICATION			POSITION NUMBER	EQUIPMENT IDENTIFICATION		
	INITIAL	ULTIMATE	MIN. OPNL.		INITIAL	ULTIMATE	MIN. OPNL.
1	DADS	DADS	DADS	21	FARUCAN VENDOR	FARUCAN VENDOR	
2	BUTAY	BUTAY		22	FARUCAN VENDOR	FARUCAN VENDOR	
3	REV	REV		23	FARUCAN VENDOR	FARUCAN VENDOR	
4	REV	REV		24	FARUCAN VENDOR	FARUCAN VENDOR	
5	REV	REV		25	FARUCAN VENDOR	FARUCAN VENDOR	
6	REV	REV		26	FARUCAN VENDOR	FARUCAN VENDOR	
7	REV	REV		27			
8	EXIT	REV		28			
9		EXIT		29			
10	ADDFARU	ADDFARU		30			
11	TRANSFER VENDOR	TRANSFER VENDOR		31			
12	TRANSFER VALIDATOR	TRANSFER VALIDATOR		32			
13	TRANSFER VALIDATOR	TRANSFER VALIDATOR		33			
14	TRANSFER VALIDATOR	TRANSFER VALIDATOR		34			
15	TRANSFER VALIDATOR	TRANSFER VALIDATOR		35			
16	TRANSFER VENDOR	TRANSFER VENDOR		36			
17	ADDFARU	ADDFARU		37			
18	FARUCAN VENDOR	FARUCAN VENDOR		38			
19	FARUCAN VENDOR	FARUCAN VENDOR		39			
20	FARUCAN VENDOR	FARUCAN VENDOR		40			
				41			



REVISED
MAY 10 1976
EICHTEL
SYSTEMWIDE

DESIGNED	H.W.A.	DATE	2-12-73
DRAWN	JJK	DATE	2-23-73
CHECKED	[Signature]	DATE	2-23-73
APPROVED	[Signature]	DATE	2-23-73

REFERENCE DRAWINGS		REVISIONS	
NUMBER	DESCRIPTION	DATE	BY
		7-1-74	JJK
		8-27-74	JJK

WASHINGTON METROPOLITAN AREA TRANSIT AUTHORITY

WMATA

APPROVED [Signature] DIRECTOR OF ARCHITECTURE

APPROVED [Signature] CHIEF OF ENGINEERING AND OPERATIONS

DE LEUW, CATHER & COMPANY
GENERAL ENGINEERING CONSULTANT

HARRY WEESE & ASSOCIATES
GENERAL ARCHITECTURAL CONSULTANT

APPROVED 2/20/73 [Signature]

D4c CAPITOL SOUTH
FARE MACHINES, PHONES & MAPS

SCALE 1/8" = 1'-0"

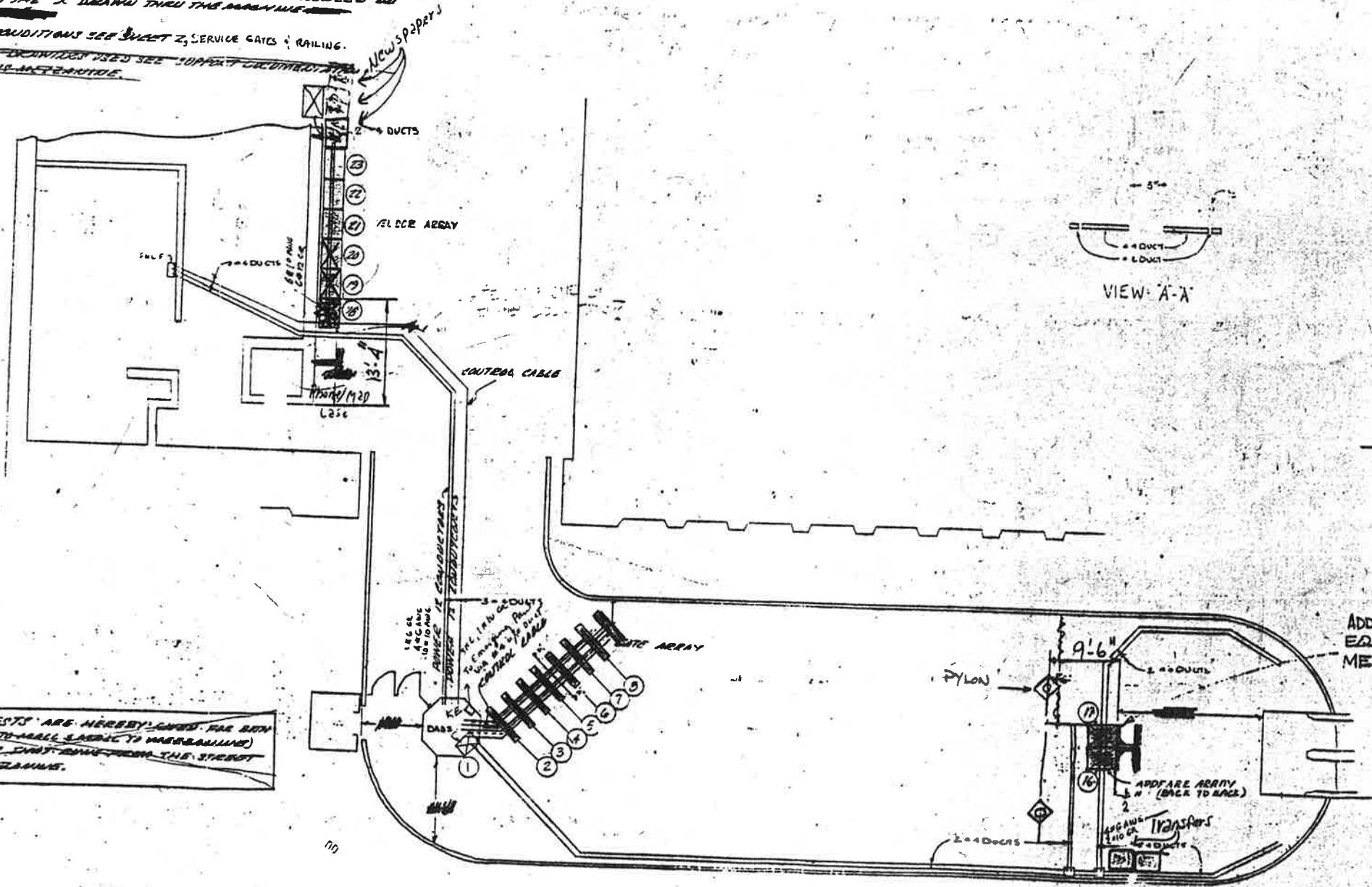
DRAWING NO. SK-631

(59)

NOTES:

1. ALL INFORMATION CONCERNING DUCTS AND CONDUITS IS BASED ON INFORMATION SUPPLIED TO CUBIC-WESTERN DATA BY ~~XXXXXXXXXX~~
2. TOTAL MACHINE INVENTORY IS DEPICTED ON THIS DRAWING.
3. THE MAINTENANCE OPERATING MACHINE INVENTORY IS REPRESENTED ON THIS DRAWING BY THE 'X' DRAWN THROUGH THE MACHINE.
4. FOR AS BUILT CONDITIONS SEE SHEET 2, SERVICE GATES & RAILING.
5. FOR REFERENCED DRAWINGS USED SEE SUPPORT DOCUMENTATION PACKAGE FOR THIS INTERFIDE.

REVISIONS		
DESCRIPTION	DATE	APVD.



~~PERMITS REQUESTS ARE HEREBY GIVEN FOR BOTH REGULATORY (CROSSING WALLS AND TO MEZZANINE) AND THE ELEVATOR SYSTEM FROM THE STREET LEVEL TO THE MEZZANINE.~~

ADDFARE MACHINES EQUALLY SPACED ON MEZZANINE

F - DIMS:
 1470 - 3
 - 13
 - 95
 - 79

CP-22007A-116-2-0
WASHINGTON METROPOLITAN AREA TRANSIT AUTHORITY

M WASHINGTON METROPOLITAN AREA TRANSIT AUTHORITY

APPROVED AS CORRECTED
 NECESSITATED BY CORRECTION
 Approval does not release the Contractor of the responsibility for the accuracy of this Document or for Full Compliance with the Contract Requirements.

BY: *W. J. ...*
 DATE: 12-19-76

ESSENTIAL SOURCE STATION

FARE MACHINES

1220-0365

-1 INSTALLATION PLAN

#059

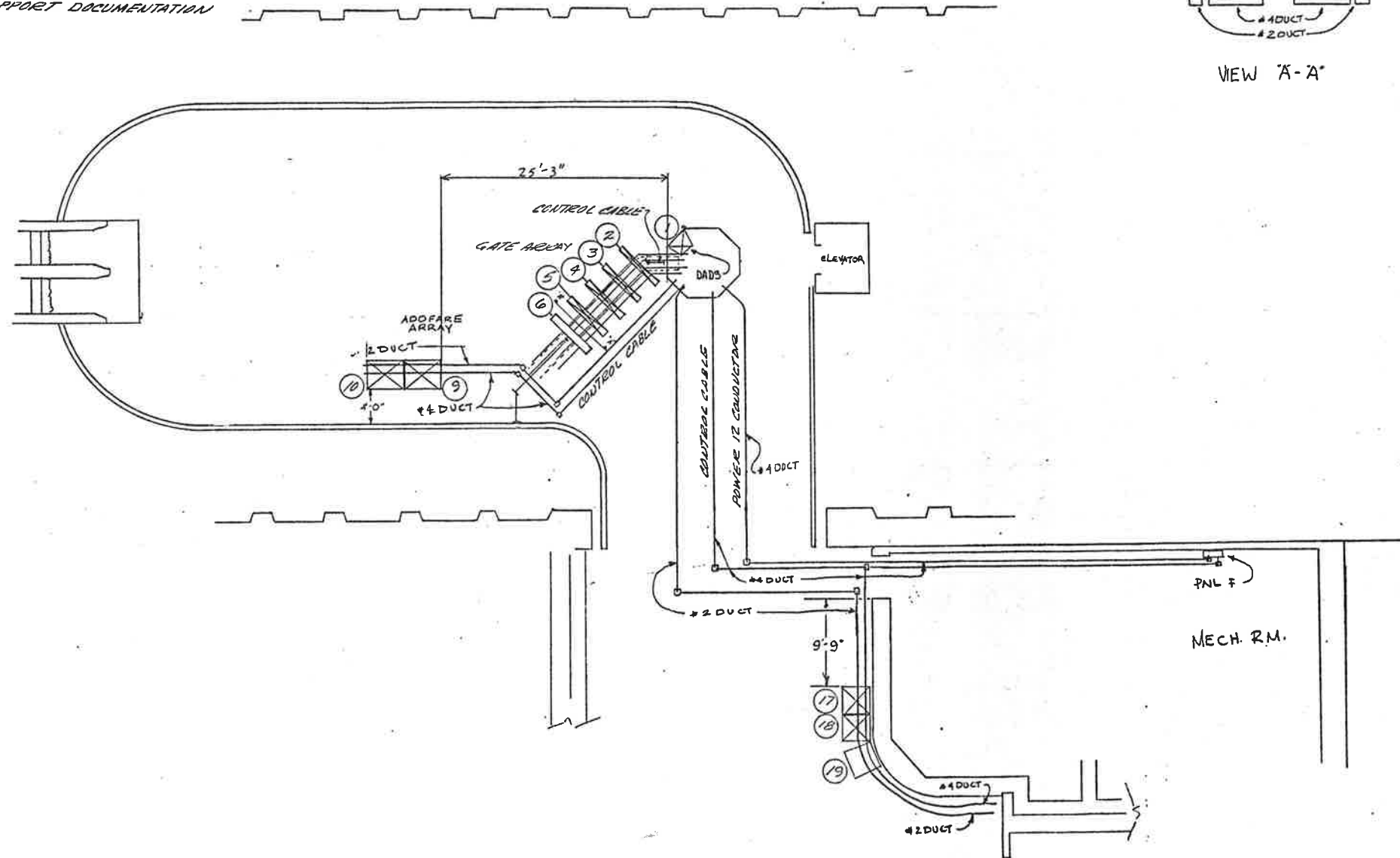
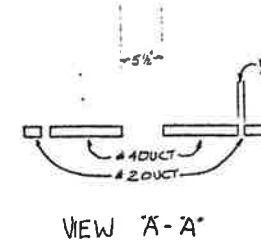
REVISIONS		
DESCRIPTION	DATE	APVD
AS BUILT DRAWING REVISION A	7-13-77	CB

NOTES:
 ALL INFORMATION CONCERNING DUCTS AND CONDUITS IS BASED ON INFORMATION SUPPLIED TO CUBIC-WESTERN DATA BY WIMATA

TOTAL MACHINE INVENTORY IS DEPICTED ON THIS DRAWING.

THE MINIMUM OPERATIONAL MACHINE INVENTORY IS REFERENCED ON THIS DRAWING BY THE "X" DRAWN THRU THE MACHINE

FOR AS BUILT CONDITIONS SEE SHEET 2.
 FOR REFERENCE DRAWINGS SEE SUPPORT DOCUMENTATION PACKAGE FOR THIS MEZANINE.



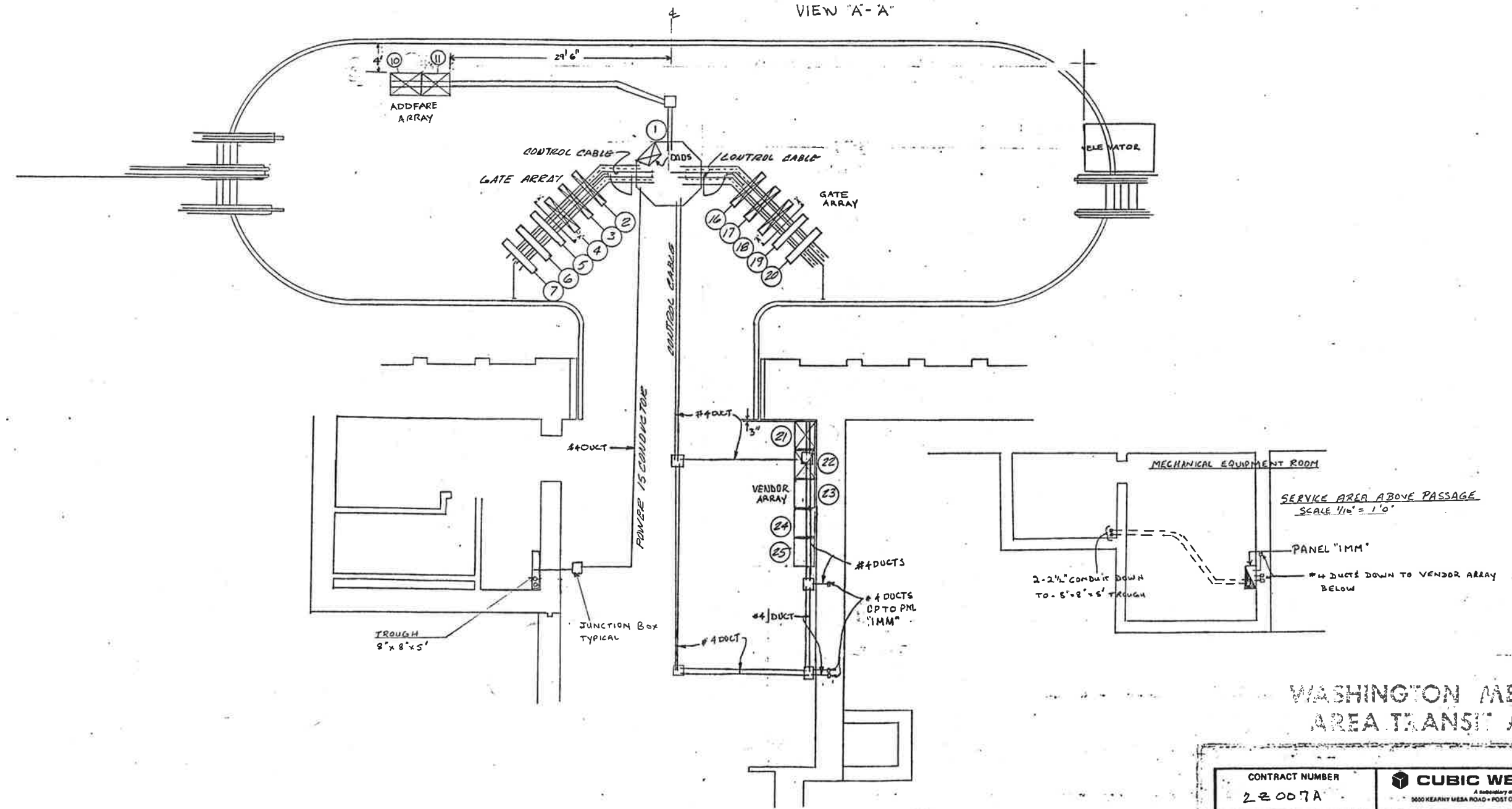
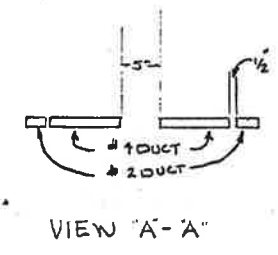
-1 INSTALLATION PLAN
(AS BUILT CONDITION)

WASHINGTON METROPOLITAN
 AREA TRANSIT AUTHORITY

CONTRACT NUMBER 2-2007A		 <small>A subsidiary of Cubic Corporation 3650 KEARNY MESA ROAD • POST OFFICE BOX 90787 • SAN DIEGO, CA 92138</small>	
REL		EASTERN MARKET STATION	
ENGRG		AFC MACHINES	
DESIGN			
CHECK			
DRAWN			
DESIGN ACTIVITY APPROVAL	SIZE	DRAWING NUMBER	REV
<i>Walter D. Powell</i> 7-31-76	D	926-0387	60
APPROVED			
SCALE: 1/8" = 1'-0"		SHEET 1 OF 1	

REVISIONS		
DESCRIPTION	DATE	APVD
AS BUILT DRAWING REVISION A	7-13-77	<i>[Signature]</i>

- NOTES:
- ALL INFORMATION CONCERNING DUCTS AND CONDUITS IS BASED ON INFORMATION SUPPLIED TO CUBIC-WESTERN DATA BY WMATA
 - MACHINE INVENTORY IS DEPICTED ON THIS DWG.
 - THE MINIMUM OPERATIONAL MACHINE INVENTORY IS REFERENCED ON THIS DRAWING BY THE "X" DRAWN THRU THE MACHINE
 - FOR AS BUILT CONDITIONS SEE SHEET 2.
 - FOR REFERENCE DRAWINGS USED SEE SUPPORT DOCUMENTATION PACKAGE FOR THIS MEZZA LINE



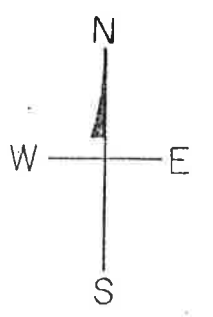
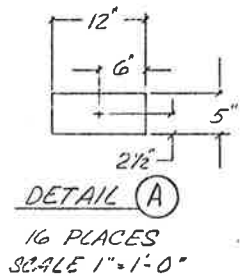
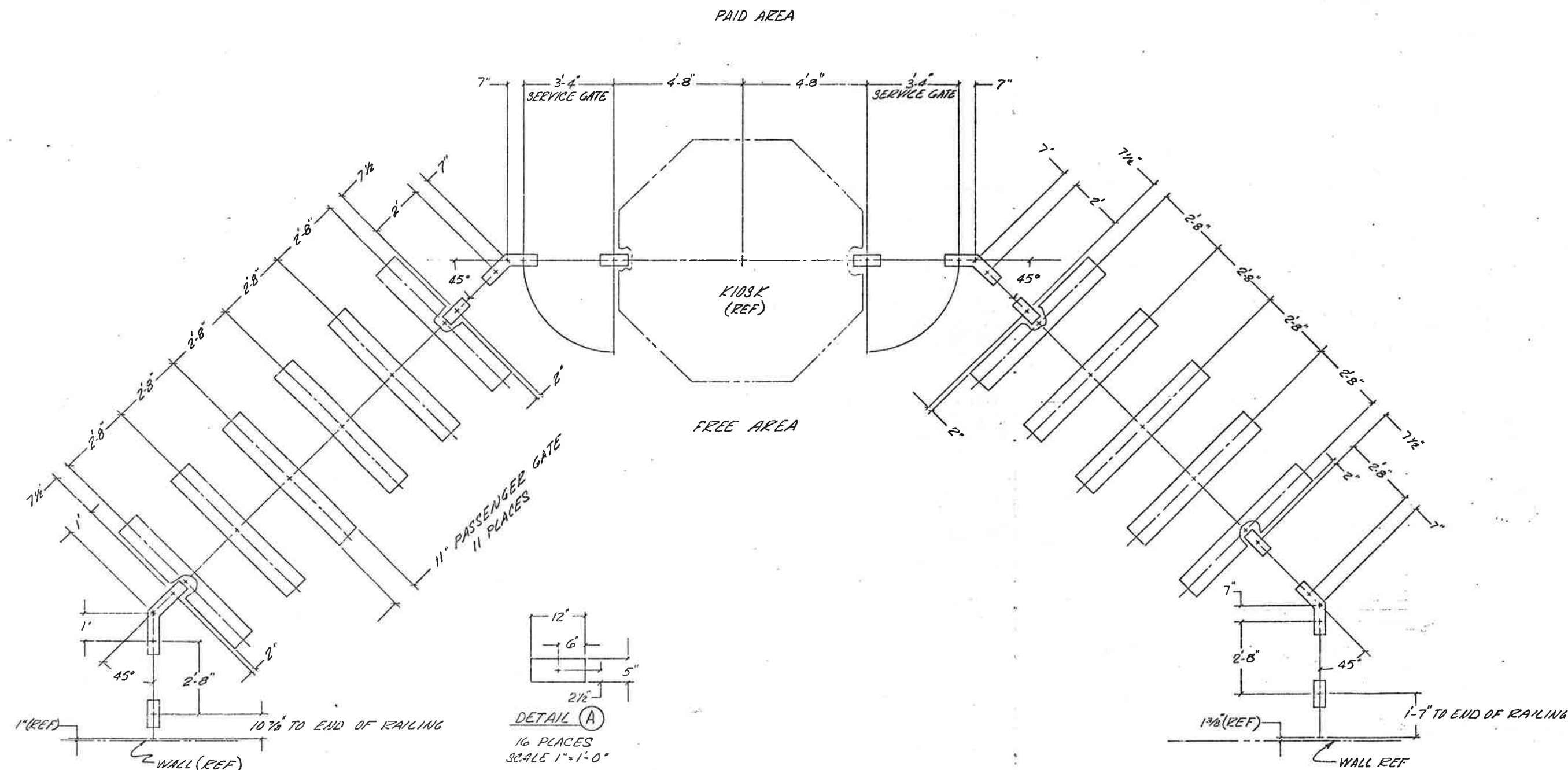
-1 INSTALLATION PLAN
(AS BUILT CONDITION)

WASHINGTON METROPOLITAN
AREA TRANSIT AUTHORITY

CONTRACT NUMBER 22007A		CUBIC WESTERN DATA A subsidiary of Cubic Corporation 3000 KEARNEY MESA ROAD • POST OFFICE BOX 80787 • SAN DIEGO, CA 92138	
REL		POTOMAC AVE STATION	
ENGRG		AFC MACHINES	
DESIGN		DRAWING NUMBER	
CHECK		926-0390	
DRAWN		REV	
DESIGN ACTIVITY APPROVAL		APPROVED	
APPROVED		DATE	

NOTES: UNLESS OTHERWISE SPECIFIED

REVISIONS				
ZONE	LTR	DESCRIPTION	DATE	APVD
A		AS BUILT	11/4/12	ARC



-1-

WASHINGTON METROPOLITAN
AREA TRANSIT AUTHORITY

UNLESS OTHERWISE SPECIFIED LINEAR DIMENSIONS ARE IN INCHES TOL ON DECIMALS .XX ± .03 .XXX ± .010		CONTRACT NUMBER 22700A		CUBIC-WESTERN DATA SAN DIEGO, CALIFORNIA	
UNLESS OTHERWISE SPECIFIED HOLE TOLERANCES ARE:		REL MAINT STU EDGRG DESIGN CHECK DRAWN DESIGN ACTIVITY APPROVAL APPROVED		POTOMAC AVE STATION SERVICE GATE & RAILING	
HOLE DIA	TOLERANCES	SIZE	CODE IDENT	DRAWING NUMBER	REV
.015 THRU .125	+ .004 - .001	D	94687	926-0321	
.126 THRU .250	+ .005 - .001	SCALE 1/8" = 1'-0"		SHEET 1 OF 1	
.256 THRU .500	+ .006 - .001				
.501 THRU .750	+ .008 - .001				
.751 THRU 1.000	+ .010 - .001				

D
C
B
A
926-0321

61